


The next 2 methods for reading notes are based on patterns of notes. Train your eyes to see groups of notes. Read the whole group and not just a single note each time. These two methods will help you get past looking at one note by itself (as in the sentences).

A pattern is anything that repeats

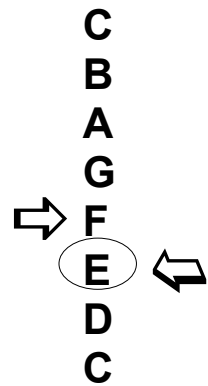
Neighbor Notes

Method #2 - Neighbor notes are notes and strings that are next to each other, on the staff and on the harp. Notice the pattern of line-space-line-space or space-line-space-line. Use the alphabet in the vertical column. **How to read using neighbor note patterns? First identify the first note, using the sentences of the spaces or lines to get started. Then find out what the next note is based on where it falls in the alphabet.**

From the sentence: bottom line: E = "Every" (Every Good Boy Does Fine). What letter is next to E in the alphabet going up the harp (towards you)?




From the sentence: top line = F (Fine) What letter is next to F, going down the harp? (Away from you)



*Practice note reading
10 to 20 minutes everyday.*

Every Other Notes

Method #3 - Every other notes are notes and strings that skip a space or a line. Patterns are line-line-line or space-space-space. You can see that each of these note patterns skip a string and a line OR space.



From the sentence: bottom space = F (F A C E). What letter skips in the alphabet going up the harp?

