

Play Celtic Harp by Ear

EZ Beginner's Guide to Harp Tablature
Play-a-Long Book and Recording

By
Star Edwards

Over Sixty Songs: Folk, Popular, Celtic,
Religious, Seasonal, Classical
and Selections for Young Children

The Harp

Her strings have round all of age been wrapped,
Sang with stars on day when universe was mapped.

And was there when battle raged upon the field
In triumph played with joy when foe did finally yield.

On seas of war when ships fired across their bouts
Her strings did ring 'bove waves of foamy caps

As tower of mast so sank 'neath roll of ocean's lap
Kingdom's helm thus hung by such a narrow gap.

But on walls of halls in painted hues of rich decor
As ball was set she strummed for dancing floor

And when life was bade to go as all have gone before
Was sketched on tombs of Ramse's's realm and draped at Windsor's door

But as if was not enough that all men have written of it
The God of all by David's hand made the harp a prophet

Dwight Blevins
2001

harp@blevinsharps.com



Thanks

to all my students who have used this system!
Thanks for your thoughtful questions that help me revise the structure!

Special thanks to Kristin Crandell and My Le for proof reading and data entry!



Published by
Enoch Productions * PO Box 18464 * Denver, CO * 80218
www.starharp.com

© 2001 by Enoch Productions.
All rights reserved. No part of this publication may be reproduced
without permission of the publisher



This book is dedicated to the past blind Celtic harpers, who used their ears 100%.

Turlough O'Carolan
Denis Hempson
Arthur O'Neill
Hugh Higgins
Owen Keenan
Rose Mooney
Patrick Quin
Rory Dall Morrison

CD Contents

- | | | |
|--|-------------------------------------|--------------------------------------|
| 1. Puff the Magic Dragon | 22. Brian Boru. | 45. Joy to the World |
| 2. Over the Rainbow | 23. The Shearin's No For You | 46. Silent Night |
| 3. Morning Has Broken | 24. Eileen Aroon. | 47. Deck the Halls |
| 4. Scarborough Fair | 25. The Parting Glass | 48. Jingle Bells |
| 5. Never on a Sunday | 26. Coming Through The Rye | 49. Frosty the Snowman |
| 6. Edelweiss | 27. Scotland The Brave | 50. We Wish You a Merry
Christmas |
| 7. The Water is Wide | 28. Innisheer | 51. Chanukah O Chanukah. |
| 8. Shenandoah | 29. Auld Lang Syne | 52. Blessings Over The Candles |
| 9. Greensleeves | 30. London Bridge's | 53. Drive The Cold Winter Away. |
| 10. Simple Gifts | 31. Row Row Your Boat | 54. In The Garden |
| 11. Red River Valley | 32. Three Blind Mice | 55. Amazing Grace |
| 12. Where Have All the Flowers
Gone | 33. Itsy Bitsy Spider | 56. Jesus Loves Me |
| 13. Turn Turn Turn | 34. Little Teapot | 57. What a Friend We Have |
| 14. House of the Rising Sun | 35. Mary Had a Little Lamb | 58. Kum Ba Yah. |
| 15. Danny Boy | 36. The Lion Sleeps Tonight | 59. For The Beauty of the Earth |
| 16. Minstrel Boy | 37. It's a Small World | 60. Brother Sun Sister Moon |
| 17. My Love is Like a Red Red
Rose | 38. Hush a Bye | 61. Let There Be Peace On Earth |
| 18. Loch Lomond. | 39. Hush Little Baby | 62. Be Thou My Vision |
| 19. Eleanor Plunkett | 40. I Gave My Love a Cherry | 63. Hinah Ma Tov |
| 20. All Through the Night | 41. Ode To Joy | 64. Shalom Chaverim |
| 21. Planxty Irwin | 42. Brahms Lullaby | |
| | 43. Baroque Fanfare | |
| | 44. Angels We Have Heard on
High | |

Introduction

This book is written for people who cannot read music. You don't have to read music to play music! Some great pop musicians have never read a note in their life! (The Beatles, Art Tatum, Vincent Clement, Carlos Santana, Stevie Wonder, BB King, Bob Dylan and more!) When asked if he could read music, Vince Clement (fiddle player) remarked, "Not enough to hurt my playing...!"

The songs in this book are written in easy *tablature*. Some instruments like guitar, banjo and dulcimer have had "tablature" for a long time...now harp does too! You will be reading the name of the string to pluck instead of musical notation or rhythm. These songs were chosen because they are well known melodies. A CD has been provided for you to learn them also by ear, by playing the song and following the tablature.

There is a rich musical heritage given to us from playing by ear. Before notation, music was learned "orally" - what you heard, you played. In some cultures this method of learning is still used. In this way, melodies have been preserved over hundreds of years. Playing by ear also means listening more acutely. Musicians who play by ear develop a "tonal memory" of pitches, whereby they can identify the note or sound that is being played. A sensitivity to sound develops that is essential to ones musicianship. You can demonstrate this to yourself by trying to pluck the correct strings to correlate to a well known song. *When we are connected to the music we can hum the correct note. We have internalized the music.* For some musicians, playing by ear satisfies a sense of freedom from the written page and freedom to feel the music in a uninhibited display of personal expression.

Tablature is not meant to be in the place of reading musical notation. It is a bridge into playing and listening as you explore the nature of sound through your chosen instrument. ***Learning to read music should follow the initial training formed from tablature.*** This will give you a well rounded musical experience.

Happy harping!

Star Edwards

www.starharp.com

Email: starharp@comcast.net

How Tablature Works

Tablature is very *easy to understand* and use. **This system uses dashes on top or bottom of the string name or no dashes at all.** This allows you to orient yourself as to where you need to be playing on the harp. The names of the strings and finger placement are arranged in *groups*.

Rules to remember for finger placement !

- Only the middle octave will not have dashes over/under the string name. (the 8 strings above middle **C**)
- The octave above the middle octave will have dashes above the string name.
- The octave below the middle octave will have dashes below the string name.

Examples:

A string group pattern is: \bar{C} \bar{D} \bar{E} \bar{F}

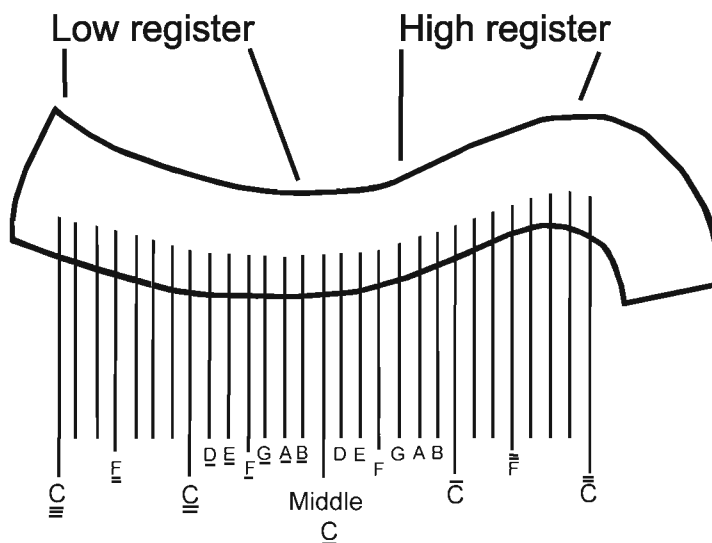
This is the **C** above middle **C**. These string names get a dash on top

A string group pattern is: \underline{B} \underline{A} \underline{C} \underline{D}

This is middle **C** and 2 strings below middle **C**. The octave above middle **C** has no dashes(D)

A string group pattern is: \underline{C} \underline{D} \underline{E} \underline{F}

This **C** is in the lower register of the harp, (8 strings lower than middle **C**)
The **D E F** is below middle **C**



The following harps string ranges are presented here by each string name. Placement of middle C may differ with each harp. Remember a RED string is a C and a BLUE string is F. *Middle C should be close to the center of the harp.*

Music Maker's *Limerick* - 26 strings

F G A B C D E F G A B C D E F G A B C D E F G A B C

Rick Rubarth's *R harp* - 22 strings

G A B C D E F G A B C D E F G A B C D E F G

Blevins Harp *Mezzo* - 23 strings

F G A B C D E F G A B C D E F G A B C D E F G

Dusty Stings *Allegro* - 26 strings

C D E F G A B C D E F G A B C D E F G A B C D E F G

Definitions

Tablature is *easy to read and understand*.

Finger Numbers - Each finger has a number.
Pinkys are not used!



Finger Numbers

String Patterns - Each song consists of groupings of string patterns. These strings you will pluck in a consecutive order, as written. In this example, you will pluck first the C string, then the D string, then the E string, then the F string. Then go to the next string pattern.

Example: C D E F B A G

Fingering - These numbers are under the names of the strings you will pluck. This will tell you *what finger* to put on the string. The ring finger is placed on the C string. The middle finger is placed on the D string etc.

Example: C D E F
4 3 2 1

Placing - Harp is unique in that you must place your fingers on the strings first **before** they are plucked. In the above example of C D E F, all four fingers will be “placed” on the strings *before you proceed to play one note*. This is very important! Your hands will learn this instrument by these patterns!

Replacing - Replacing refers to putting your fingers back on the strings that repeat. Remember to place all fingers on the pattern first. The *line on top* of the string pattern lets you know that it is a replacing pattern.

In the first example, only C and D repeat, not E.

1. Pluck C string, then D string
2. then **BEFORE** you take your thumb off of the E string, **REPLACE** the 2nd finger on the D string **AND** the 3rd finger **BACK** on the C string.
3. **THEN PROCEED** to pluck the E string, then the D again, then the C string.

Examples:

<u>C</u> D E D <u>C</u> 3 2 1 2 3	<u>B</u> C B 2 1 2	<u>B</u> A <u>C</u> D <u>C</u> A B 4 3 2 1 2 3 4	
<u>C</u> E G 3 2 1	<u>C</u> D G D 3 2 1 2	<u>B</u> <u>C</u> D <u>C</u> 3 2 1 2	<u>A</u> B <u>C</u> D <u>C</u> 4 3 2 1 2

TH - This means top hand, which is the hand you write with and *upper register* on your harp.

BH - This means the bottom hand, which is the hand you don't write with and the *lower register* on your harp.

Middle C - Middle C is the RED string that is closest to being in the middle of your harp. The middle C string helps to divide your harp in that strings above middle C are played with the top hand, strings lower than middle C are played with the bottom hand.

Chords - Chords are more than two strings played, generally 3 or 4 strings, played simultaneously or consecutively. They will be written in two different ways: Examples:

TH	G			G		
	2			2		
BH	<u>C</u>	E	G	D	F	A
	3	2	1	3	2	1

Play the bass strings individually. In this example, you will play a G string with your **TH**, the same time you play the C & D with the **BH**.

TH	G
	2
BH	G (1)
	E (2)
	<u>C</u> (3)

You will play all four strings simultaneously. Pluck the G string with the **TH**, *and at the same time*, pluck the C, E, and G with the **BH**. **In this pattern, finger numbers are not written. They will always be played with the 3rd, 2nd and 1st fingers**

All RED strings are C. All BLUE strings are F

Key - All the songs in this book are to be played in the key of C, which means having no sharps or flats. You can hear the sound of the doe-rae-mi-fa-sol-la-ti-doe. This arrangement of tones form a *scale*. Pluck **C**, D, E, **F**, G, A, B, **C**. Do you hear the scale?

Octave - This word refers to a group of eight notes that form a *scale*, which in our case would be 8 consecutive strings: **C D E F G A B C** or **A B C D E F G A**, starting on any string (pluck 8 strings)

Bass Patterns - There are 3 different kinds of bass patterns used in this book:

Example:

#1 - single bass notes:

TH G A B B C
 2 3 2 2 1

BH C F
 2 1

#2 - Chord, played all together

TH G A B B C
 2 3 2 2 1

BH D 1
 B 2
 G 3

#3 - Chord, played one string at a time

TH G A B B C
 2 3 2 2 1

BH G B D -----
 3 2 1

Repeat signs - This symbol **:|||** will be at the end of a section of a song or at the end of a chorus. It means to go back to the beginning of the song, or repeat the section just played.

Brain Teasing

These exercises are very helpful in teaching your hands coordination on the harp. The hands will be going in opposite motion.

Inside out motion

Place your top/writing hand on the upper register of your harp.

The bottom/non-writing hand is placed on the lower register.

Play both hands at the same time, together:

TH:	<u>C</u> D E	D E <u>F</u>	E <u>F</u> G <u>C</u>
fingers:	3 2 1	3 2 1	4 3 2 1
BH:	<u>E</u> <u>D</u> <u>C</u>	<u>F</u> <u>E</u> <u>D</u>	<u>G</u> <u>F</u> <u>E</u> <u>C</u>
fingers:	1 2 3	1 2 3	1 2 3 4

Outside in motion

TH:	G <u>F</u> E	<u>F</u> E D	E D <u>C</u> <u>C</u>
fingers:	1 2 3	1 2 3	1 2 3 3
BH:	<u>C</u> <u>D</u> <u>E</u>	<u>D</u> <u>E</u> <u>F</u>	<u>E</u> <u>F</u> <u>G</u> <u>G</u>
fingers:	3 2 1	3 2 1	3 2 1 1
TH:	<u>G</u> <u>E</u> <u>C</u>	<u>A</u> <u>F</u> <u>D</u>	<u>G</u> <u>E</u> <u>D</u> <u>C</u>
fingers:	1 2 3	1 2 3	1 2 3 4
BH:	<u>C</u> <u>E</u> <u>G</u>	<u>D</u> <u>F</u> <u>A</u>	<u>C</u> <u>E</u> <u>G</u> <u>C</u>
fingers:	3 2 1	3 2 1	4 3 2 1

Ear Training

The two songs presented here are for you to test your *tonal memory*, which means songs you've heard for a long time and can hum the right note. When you play music by ear, your listening abilities sharpen, and the quality of your tonal memory is more sensitive than if you were to just read notes from a printed page. This is the advantage of playing music by ear!

What strings do you need to pluck to make these songs complete?

Happy Birthday


TH	G G	\bar{C} B	G G A	\bar{D}	
fingers	2 2 1 2	1 2	2 2 1 2	1 2	
TH	G G	\bar{G}	B A	\bar{F} \bar{F} \bar{C}	\bar{C}
fingers	2 2	1 2 3	1 2	1 1 2 3	1 2

Twinkle Twinkle Little Star

TH	\bar{C} \bar{C}	G G	\bar{F} \bar{F} E E D
fingers	2 2	2 2 1 1 2	4 4 3 3 2 2 1
TH	G G	E D	E E D
fingers	1 1 2 2 3 3 4		1 1 2 2 3 3 4
TH	\bar{C} \bar{C}	A A G	E D D \bar{C}
fingers	2 2	2 2 1 1 2	4 4 3 3 2 2 1

Sitting and hand position


Keep your body in a relaxed position. The size harp will determine where the harp leans on your shoulder.



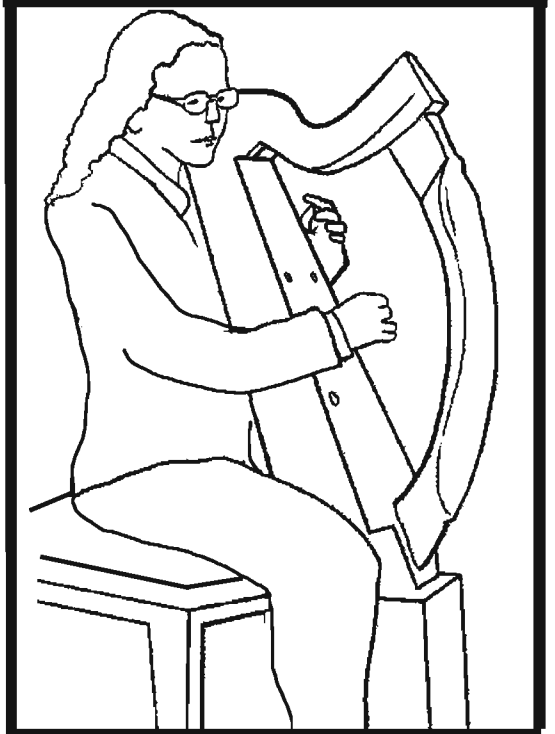
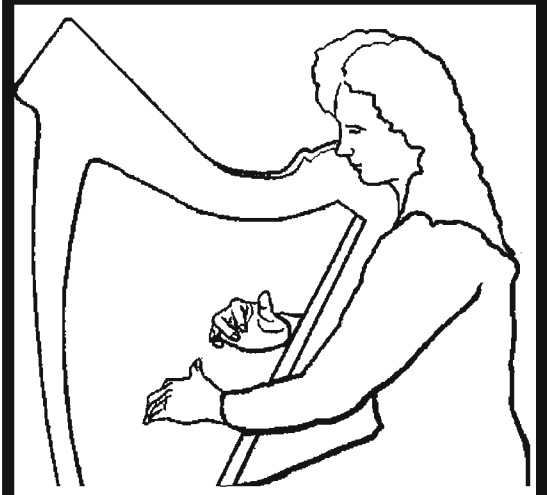

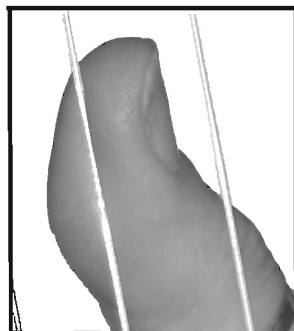
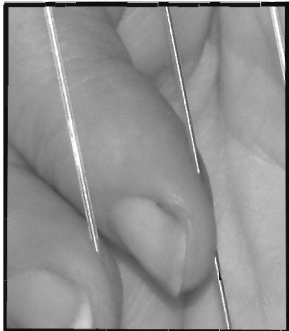
After you pluck the strings, all fingers should relax

Place all fingers on the strings before you pluck strings

Match your fingers to these pictures



This is the point of contact for the fingers on the string



How to get the most out of these songs

Most of the songs that are written will tell you which hand to play the piece. Some songs have TH or BH for the melody.

Songs that have one hand playing the melody, go back and play the song again with the other hand. Then play it one more time with each hand on a different register of the harp playing the same time.

(TH on the upper register, BH on the lower register)

This of course will make the song last for at least a minute, and this will get you started teaching your muscles coordination! One hand will not be “favored” and one hand will not be “left out”!

I recommend that you use tablature until your hands are solid in technique, and achieve confidence interacting with the harp. **Memorize several pieces to start with.** *This will help you concentrate on hand position. Hand technique for harp is very important!* I have provided some graphics to demonstrate how to hold hands, however, instruction with a teacher can be helpful in correcting any hand issues. Starting out right will help you take five steps forward, no steps back and prevent injury!

Working With The CD

I suggest playing the CD once, listening to the song you are going to play. Then go over the tablature for the song. Then try to put them together.

NOTE: all the songs recorded on the CD are not the normal tempo of the song. They are recorded very slow to allow a beginner to follow along without getting lost and rushing through the piece. After you have memorized some songs, play them at the normal tempo.

This CD is formatted to work on any CD player, stereo, or computer, for any PC or Mac. If for any reason the CD is not compatible with your CD player and you would like a cassette tape instead, please mail back the CD to me and I will send you a cassette of the songs. (Address on Introduction page)

Puff the Magic Dragon

TH $\overline{\bar{C} \bar{C} \bar{C} \bar{C} B G}$ $\overline{A \bar{C} \bar{C} G}$ $\overline{F E E}$ $G F$
 1 1 1 1 2 3 2 1 1 3 1 2 2 1 2

TH $E G \bar{C}$ $\bar{C} \bar{C} \bar{C}$ $A B \bar{C} D$
 3 2 1 2 2 2 4 3 2 1

TH $\overline{\bar{C} \bar{C} \bar{C} \bar{C} B G}$ $\overline{A A \bar{C} \bar{C} G}$ $\overline{F E E G F}$ $E G \bar{C}$
 1 1 1 1 2 3 2 2 1 1 3 2 3 3 1 2 3 2 1

TH $\overline{\bar{C} A \bar{C}}$ $B D \bar{C}$
 1 2 1 3 1 2

Over the Rainbow

TH $\underline{\underline{C}}$ $\overline{\underline{C}}$ B G A B $\overline{\underline{C}}$ $\underline{\underline{C}}$ A G $\underline{\underline{A}}$ **F E**
 2 1 2 4 3 2 1 2 1 2 2 1 2

TH $\underline{\underline{C}}$ D E **F** D $\underline{\underline{B}}$ $\underline{\underline{C}}$ D E $\underline{\underline{C}}$
 4 3 2 1 2 4 3 2 1 2

BH G $\overline{\underline{\underline{E G E G E G E G}}}$ $\overline{\underline{\underline{F G F G F G F G}}}$
 2 2 1 2 1 2 1 2 1 2 1 2 1 2 1 2 1

BH $\overline{\underline{\underline{A A G}}}$ $\overline{\underline{\underline{E G E G E G E G}}}$ $\overline{\underline{\underline{F G F G F G F G}}}$
 1 1 2 2 1 2 1 2 1 2 1 2 1 2 1 2 1 2 1

BH B B $\overline{\underline{D}}$ A B $\underline{\underline{C}}$ $\overline{\underline{C}}$ B G A B $\overline{\underline{C}}$ $\underline{\underline{C}}$
 2 2 1 2 1 2 1 2 4 3 2 1 2

TH A G $\underline{\underline{A}}$ **F E** $\underline{\underline{C}}$ D E **F** D $\underline{\underline{B}}$ $\underline{\underline{C}}$ D E $\underline{\underline{C}}$
 1 2 2 1 2 4 3 2 1 2 4 3 2 1 2

Morning Has Broken

TH	<u>C</u> E G 3 2 1	<u>C</u> <u>D</u> 2 1	B A G 1 2 3	<u>A B A G</u> 2 1 2 3	<u>C</u> D E 3 2 1
BH	<u>G</u> 1	<u>C</u> 3	<u>G</u> 1	<u>F</u> <u>C</u> 2 3	<u>E</u> <u>F</u> G 1 2 3

TH	G A 2 1	G E <u>C</u> 1 2 3	D 2	<u>G E G</u> 1 2 1	<u>C</u> A 1 2
BH	<u>C</u> <u>F</u> 2 1	<u>C</u> 3	<u>G</u> 1	<u>G</u> 1	<u>C</u> <u>F</u> 2 1

TH	G E D 1 2 3	<u>C</u> <u>B</u> <u>C</u> D 2 3 2 1	<u>E D E</u> 1 2 1	G A 2 1	
BH	<u>C</u> 3	<u>C</u> 3	<u>G</u> 1	<u>C</u> 3	<u>B</u> <u>F</u> 1 2

TH	<u>D E D C</u> 2 1 2 3
BH	<u>G</u> <u>C</u> 1 3

Scarborough Fair

TH $\overline{D \quad D \quad A \quad A}$ $\overline{E \quad \mathbf{F} \quad E \quad D}$ $\overline{A \quad \overline{\mathbf{C}} \quad \overline{D} \quad \overline{\mathbf{C}}}$ $\overline{A \quad B \quad G \quad A}$
 3 3 1 1 2 1 2 3 3 2 1 2 2 1 3 2

BH $\overline{\underline{D} \quad \underline{\mathbf{F}} \quad \underline{A} \quad \underline{D}}$ $\overline{\underline{\mathbf{C}} \quad \underline{E} \quad \underline{G}}$ $\overline{\underline{D} \quad \underline{\mathbf{F}} \quad \underline{A}}$ $\overline{\underline{\mathbf{F}} \quad \underline{G}}$ $\overline{\underline{\mathbf{F}}}$ $\overline{\underline{D} \quad \underline{\mathbf{F}} \quad \underline{A}}$
 3 2 1 3 3 2 1 3 2 1 2 1 2 3 2 1

TH $\overline{\overline{D} \quad \overline{D} \quad \overline{D} \quad \overline{\mathbf{C}}}$ $\overline{A \quad A \quad G \quad \mathbf{F}}$ $\overline{E \quad \underline{\mathbf{C}}}$ \overline{D} $\overline{A \quad G \quad \mathbf{F} \quad E}$
 1 1 1 2 1 1 2 3 1 2 2 1 2 3 4

BH $\overline{\underline{D} \quad \underline{\underline{\mathbf{C}}}}$ $\overline{\underline{\mathbf{F}}}$ $\overline{\underline{\underline{\mathbf{C}}}}$ $\overline{\underline{D}}$ $\overline{\underline{\underline{\mathbf{C}} \quad \underline{\underline{\mathbf{C}}}}$
 1 2 2 2 1 2 2

TH $\overline{\underline{D} \quad \underline{\underline{\mathbf{C}}} \quad \underline{D}}$
 1 2 1

BH $\overline{\underline{D} \quad \underline{\mathbf{F}} \quad \underline{A} \quad \underline{D}}$
 3 2 1 3

Never on a Sunday

TH $\frac{\underline{G} \ \underline{C}}{2 \ 1}$ $\frac{\underline{B} \ \underline{C} \ D \ E}{4 \ 3 \ 2 \ 1}$ $\frac{\underline{F} \ G \ G}{2 \ 1 \ 1}$ $\frac{\underline{F} \ G \ G}{2 \ 1 \ 1}$ $\frac{\underline{F} \ G \ G}{2 \ 1 \ 1}$

TH $\frac{\underline{F} \ G \ A}{3 \ 2 \ 1}$ $\frac{\underline{F} \ G \ E}{2 \ 1 \ 3}$ $\frac{\underline{G} \ \underline{C}}{2 \ 1}$ $\frac{\underline{B} \ \underline{C} \ D \ E}{4 \ 3 \ 2 \ 1}$ $\frac{\underline{F} \ G \ G}{2 \ 1 \ 1}$ $\frac{\underline{F} \ G \ G}{2 \ 1 \ 1}$

TH $\frac{\underline{F} \ G \ G}{2 \ 1 \ 1}$ $\frac{\underline{F} \ E \ F}{1 \ 2 \ 1}$ $\frac{D \ E \ \underline{C}}{2 \ 1 \ 3}$ $\frac{G \ A \ B \ \bar{C}}{4 \ 3 \ 2 \ 1}$ $\frac{\underline{B \ \bar{C} \ \bar{D} \ \bar{C} \ B}}{3 \ 2 \ 1 \ 2 \ 3}$

BH $\frac{\underline{A \ B \ \bar{C} \ B \ A}}{3 \ 2 \ 1 \ 2 \ 3}$ $\frac{\underline{G \ A \ B \ G}}{3 \ 2 \ 1 \ 2}$ E $\frac{G \ A \ B \ \bar{C}}{4 \ 3 \ 2 \ 1}$

BH $\frac{\underline{B \ \bar{C} \ \bar{D} \ \bar{C} \ B}}{3 \ 2 \ 1 \ 2 \ 3}$ $\frac{\underline{A \ B \ \bar{C} \ B \ A}}{3 \ 2 \ 1 \ 2 \ 3}$ $\frac{\underline{G \ A \ B \ G}}{3 \ 2 \ 1 \ 2}$ $\frac{\underline{C}}{2}$

Edelweiss

TH	E G 2 1	\bar{D} \bar{C} 1 2	G F E E E F G 1 2 3 3 3 2 1	A G 1 2
----	------------	----------------------------	--------------------------------	------------

BH	<u>G</u> <u>E</u> <u>C</u>	D <u>G</u> <u>B</u> <u>E</u> <u>G</u> <u>C</u>	<u>C</u> <u>G</u> <u>A</u> <u>E</u> <u>F</u> <u>C</u>	<u>C</u> <u>A</u> <u>F</u>
----	----------------------------------	--	---	----------------------------------

TH	E G 2 1	\bar{D} \bar{C} 1 2	G F E 1 2 3	G G A B \bar{C} \bar{C} 4 4 3 2 1 1
----	------------	----------------------------	----------------	--

BH	<u>G</u> <u>E</u> <u>C</u>	D <u>G</u> <u>B</u> <u>E</u> <u>G</u> <u>C</u>	<u>C</u> <u>G</u> <u>A</u> <u>E</u> <u>F</u> <u>C</u>	D <u>B</u> <u>G</u>	<u>G</u> <u>E</u> <u>C</u>
----	----------------------------------	--	---	---------------------------	----------------------------------

TH	\bar{D} G G 1 3 3	B A G E 1 2 3 4	G \bar{C} 2 1	A \bar{C} \bar{D} \bar{C} 3 2 1 2	B G 1 2
----	------------------------	--------------------	--------------------	--	------------

BH	D <u>B</u> <u>G</u>	<u>G</u> <u>F</u> <u>E</u> 1 2 3	<u>G</u> <u>F</u> <u>G</u> <u>G</u> 1 2 1 1
----	---------------------------	---------------------------------------	---

TH	E G 2 1	\bar{D} \bar{C} 1 2	G F E 1 2 3	G G A B \bar{C} \bar{C} 4 4 3 2 1 1
----	------------	----------------------------	----------------	--

BH	<u>G</u> <u>E</u> <u>C</u>	D <u>G</u> <u>B</u> <u>E</u> <u>G</u> <u>C</u>	<u>C</u> <u>A</u> <u>F</u>	D <u>B</u> <u>G</u>	<u>G</u> <u>E</u> <u>C</u> <u>C</u> 2
----	----------------------------------	--	----------------------------------	---------------------------	---

The Water is Wide

TH	<u>G</u> 2	<u>C C D E</u> 3 3 2 1	<u>D D C</u> 1 1 2	<u>A G G</u> 1 2 2	<u>C B C</u> 1 2 1
TH	<u>D E F E D</u> 3 2 1 2 3	D E F G 4 3 2 1	F E D C 1 2 3 4		
BH	E 2	<u>D D C</u> 1 1 2	<u>A G G A</u> 1 2 2 1	<u>C C</u> 2 2	

Shenandoah

TH	<u>G C C C</u> 2 1 1 1	D E F 3 2 1	G E 1 2	<u>C B A</u> 1 2 3	
BH	<u>G A G</u> 2 1 2	E G 2 1	<u>G A A A</u> 2 1 1 1	E G 2 1	
TH	E D C 1 2 3	<u>G C G C</u> 1 2 1 2	A G 1 2	<u>C D E</u> 3 2 1	<u>D D C</u> 1 1 2

Greensleeves

TH A \bar{C} \bar{D} \bar{E} \bar{F} \bar{E} \bar{D} B G A B \bar{C} A A A B
 4 3 2 1 1 2 3 4 4 3 2 1 2 2 2 1

TH E E A \bar{C} \bar{D} \bar{E} \bar{F} \bar{E} \bar{D} B G A B \bar{C}
 2 2 4 3 2 1 1 2 3 4 4 3 2 1

TH B A B E A A A
 1 2 1 2 1 1 1

BH \bar{G} \bar{G} \bar{F} \bar{E} \bar{D} B G A B \bar{C} A A A B E E
 1 1 2 3 4 1 2 3 2 1 2 2 2 1 3 3

BH \bar{G} \bar{G} \bar{F} \bar{E} \bar{D} B G A B \bar{C} B A B E A A A
 1 1 2 3 4 1 2 3 2 1 1 2 1 2 1 1 1

Simple Gifts

TH G G $\overline{\text{C C D E}}$ $\overline{\text{C E F}}$ $\overline{\text{G G F E D}}$ $\overline{\text{C D D D C D}}$
 2 2 3 3 2 1 3 2 1 1 1 2 3 4 2 1 1 1 2 1

BH $\overline{\text{E D B}}$ G G $\overline{\text{C B C D}}$ $\overline{\text{E D E F}}$ $\overline{\text{G G F E D}}$
 1 2 3 2 2 2 3 2 1 2 3 2 1 1 1 2 3 4

TH $\overline{\text{C D D E E D C}}$ $\overline{\text{C D C}}$ $\overline{\text{G E D}}$ $\overline{\text{E F E D}}$
 3 2 2 1 1 2 3 2 1 2 1 2 3 2 1 2 3

BH $\overline{\text{C D E E F}}$ $\overline{\text{G F E D}}$ $\overline{\text{D E D}}$ G $\overline{\text{C B C D}}$
 4 3 2 2 1 1 2 3 4 2 1 2 2 2 3 2 1

TH $\overline{\text{E D E F}}$ $\overline{\text{G G F E D}}$ $\overline{\text{C D D E E D C}}$ $\overline{\text{C D C}}$
 2 3 2 1 1 1 2 3 4 3 2 2 1 1 2 3 2 1 2

Red River Valley

TH $\begin{matrix} \underline{G} & \underline{C} & E \\ 3 & 2 & 1 \end{matrix}$ $\begin{matrix} \underline{E} & \underline{E} & \underline{E} & \underline{D} & \underline{E} & \underline{D} & \underline{C} \\ 1 & 1 & 1 & 2 & 1 & 2 & 3 \end{matrix}$ $\begin{matrix} \underline{G} & \underline{C} & E & \underline{C} \\ 3 & 2 & 1 & 2 \end{matrix}$ $\begin{matrix} E & G \\ 2 & 1 \end{matrix}$

TH $\begin{matrix} \underline{F} & E & D \\ 1 & 2 & 3 \end{matrix}$ $\begin{matrix} \underline{G} & \underline{F} & \underline{E} & \underline{E} & D \\ 1 & 2 & 3 & 3 & 4 \end{matrix}$ $\begin{matrix} \underline{C} & D & E \\ 3 & 2 & 1 \end{matrix}$ $\begin{matrix} G & F \\ 1 & 2 \end{matrix}$ $\begin{matrix} \underline{A} & \underline{A} & \underline{G} \\ 1 & 1 & 2 \end{matrix}$

TH $\begin{matrix} \underline{B} & \underline{C} & D \\ 3 & 2 & 1 \end{matrix}$ $\begin{matrix} E & D & \underline{C} \\ 1 & 2 & 3 \end{matrix}$

Where have all the Flowers Gone

TH	<u>G A G</u> 2 1 2	F E D C 1 2 3 4	C̄ D̄ 2 1	B A G 1 2 3
BH	<u>G</u> <u>E</u> <u>C</u>	<u>G</u> <u>E</u> <u>C</u>	<u>G</u> <u>E</u> <u>C</u>	D <u>B</u> <u>G</u>

TH	<u>G A G</u> 2 1 2	F E D C 1 2 3 4	E 2	<u>F F E D</u> 1 1 2 3
BH	<u>G</u> <u>E</u> <u>C</u>	<u>G</u> <u>E</u> <u>C</u>		<u>C</u> <u>A</u> <u>F</u> <u>G</u>

TH	<u>G A G</u> 2 1 2	F E D C 1 2 3 4	<u>C̄ C̄ D̄ C̄</u> 2 2 1 2	B A G 1 2 3
BH	<u>G</u> <u>E</u> <u>C</u>	<u>G</u> <u>E</u> <u>C</u>	<u>G</u> <u>E</u> <u>C</u>	D <u>B</u> <u>G</u>

TH	A F D 1 2 3	<u>C</u> E G 3 2 1	A F E 1 2 3	<u>D C B C</u> 1 2 3 2
BH	<u>C</u> <u>A</u> <u>F</u>	<u>G</u> <u>E</u> <u>C</u>	<u>C</u> <u>A</u> <u>F</u>	<u>B</u> <u>G</u> <u>G</u> <u>E</u> <u>C</u>

Turn, Turn, Turn

TH $\overline{\mathbf{C E F G}}$ $\mathbf{F E D}$ $\overline{\mathbf{C E F G G}}$ $\mathbf{F E D}$
 4 3 2 1 1 2 3 4 3 2 1 1 1 2 3

BH $\overline{\mathbf{A A G G}}$ $\mathbf{F E D C}$ $\overline{\mathbf{E D D C}}$
 1 1 2 2 1 2 3 4 1 2 2 3

TH $\overline{\mathbf{C C C C B}}$ $\overline{\mathbf{C D}}$ $\overline{\mathbf{C B C}}$ $\overline{\mathbf{C C C C B}}$ $\overline{\mathbf{C D}}$
 1 1 1 1 2 2 1 1 2 1 1 1 1 1 2 2 1

BH $\overline{\mathbf{C B C}}$ $\overline{\mathbf{C C C C B}}$ $\overline{\mathbf{C D}}$ $\overline{\mathbf{C B C}}$
 1 2 1 1 1 1 1 2 2 1 1 2 1

TH $\overline{\mathbf{E D C C B}}$ $\overline{\mathbf{A A G G F F E}}$
 1 2 3 3 4 1 1 2 2 3 3 4

The House of the Rising Sun

TH	E 2	A B \bar{C} \bar{E} 4 3 2 1	\bar{D} A A 1 2 2	\bar{A} \bar{A} \bar{A} \bar{G} 1 1 1 2	\bar{E} \bar{D} \bar{E} 1 2 1
BH		\underline{C} E <u>2 1</u>	\underline{B} F <u>3 1</u>	E \underline{C} <u>2 1</u>	E B E <u>3 1 3</u>
TH		\bar{A} \bar{A} \bar{A} \bar{A} \bar{G} \bar{E} \bar{E} 1 1 1 1 2 3 3	A \bar{C} A A 2 1 2 2	\bar{C} B \bar{C} B A 1 2 1 2 3	
BH		\underline{C} E B <u>3 2 1</u>	F \underline{A} <u>1 3</u>	E 2	\underline{A} E \underline{A} <u>3 1 3</u>

Danny Boy

TH $\overline{B} \overline{C} \overline{D} \overline{E}$ $\overline{D} \overline{E}$ $\overline{A} \overline{G} \overline{E}$ $\overline{D} \overline{C} A$ $\overline{C} \overline{E} \overline{F} \overline{G}$
 4 3 2 1 2 1 1 2 3 1 2 3 4 3 2 1

TH $\overline{A} \overline{G} \overline{E}$ $\overline{C} \overline{E} \overline{D}$ $B \overline{C} \overline{D} \overline{E}$ $\overline{D} \overline{E}$ $\overline{A} \overline{G} \overline{E}$
 1 2 3 3 1 2 4 3 2 1 2 1 1 2 3

TH $\overline{D} \overline{C} A$ $B \overline{C} \overline{D} \overline{E}$ $\overline{F} \overline{E} \overline{D} \overline{C}$ $B \overline{C}$ $\overline{G} \overline{A} \overline{B} \overline{C}$
 1 2 3 4 3 2 1 1 2 3 4 2 1 4 3 2 1

TH $\overline{\overline{B} \overline{B} \overline{A} \overline{G} \overline{A}}$ $\overline{G} \overline{E} \overline{C}$ $\overline{G} \overline{A} \overline{B} \overline{C}$ $\overline{\overline{B} \overline{B} \overline{A} \overline{G}}$
 1 1 2 3 2 1 2 3 4 3 2 1 1 1 2 3

TH $\overline{E} \overline{D}$ $\overline{G} \overline{G} \overline{G}$ $\overline{\overline{E} \overline{D} \overline{D} \overline{C}}$ $\overline{A} \overline{C}$ $\overline{G} \overline{E} \overline{C}$
 1 2 2 2 2 1 2 2 3 2 1 1 2 3

TH $B \overline{C} \overline{D} \overline{E}$ $\overline{A} \overline{G} \overline{E} \overline{D}$ $\overline{\overline{C} \overline{A} \overline{B} \overline{C}}$
 4 3 2 1 1 2 3 4 1 3 2 1

Minstrel Boy

TH $\underline{\underline{G}} \underline{\underline{C}} D$ $F E D \underline{\underline{C}}$ $E G \bar{C}$ $B \bar{C} A G$ $E F G E$
 3 2 1 4 3 2 1 3 2 1 2 1 3 4 3 2 1 3

BH $\underline{\underline{C}}$ $\underline{\underline{A}}$ $\underline{\underline{G}} \underline{\underline{C}} \underline{\underline{G}}$ $\underline{\underline{F}} \underline{\underline{C}}$ $\underline{\underline{G}}$
 $\underline{\underline{3}}$ $\underline{\underline{1}}$ $\underline{\underline{2}} \underline{\underline{1}} \underline{\underline{2}}$ $\underline{\underline{3}} \underline{\underline{1}}$ $\underline{\underline{2}}$

TH $D \underline{\underline{C}}$ $\underline{\underline{G}} \underline{\underline{C}} D$ $F E D \underline{\underline{C}}$ $E G \bar{C}$ $B \bar{C} A G$
 1 2 3 2 1 4 3 2 1 3 2 1 2 1 3 4

BH $\underline{\underline{G}} \underline{\underline{C}}$ $\underline{\underline{C}}$ $\underline{\underline{A}}$ $\underline{\underline{G}} \underline{\underline{C}} \underline{\underline{G}}$ $\underline{\underline{F}} \underline{\underline{C}}$
 $\underline{\underline{1}} \underline{\underline{3}}$ $\underline{\underline{3}}$ $\underline{\underline{2}}$ $\underline{\underline{2}} \underline{\underline{1}} \underline{\underline{2}}$ $\underline{\underline{3}} \underline{\underline{1}}$

TH $\underline{\underline{E}} \underline{\underline{F}} \underline{\underline{G}} \underline{\underline{E}}$ $D \underline{\underline{C}}$ $\bar{C} B A B \bar{C}$ $B A G A A$
 3 2 1 3 1 2 1 2 3 2 1 1 2 3 2 2

BH $\underline{\underline{G}}$ $\underline{\underline{G}} \underline{\underline{C}}$ $\underline{\underline{C}}$ $\underline{\underline{G}}$
 $\underline{\underline{1}}$ $\underline{\underline{1}} \underline{\underline{3}}$ $\underline{\underline{A}}$ $\underline{\underline{E}}$

TH $E E$ $\underline{\underline{G}} \underline{\underline{A}} \underline{\underline{B}} \underline{\underline{C}} \underline{\underline{C}}$ $\underline{\underline{C}} D$ $F E D \underline{\underline{C}}$ $E G \bar{C}$
 2 2 4 3 2 1 1 2 1 4 3 2 1 3 2 1

BH $\underline{\underline{C}} D E E$ $\underline{\underline{C}}$ $\underline{\underline{A}}$ $\underline{\underline{G}} \underline{\underline{C}} \underline{\underline{G}}$
 $\underline{\underline{3}} \underline{\underline{2}} \underline{\underline{1}} \underline{\underline{1}}$ $\underline{\underline{3}}$ $\underline{\underline{1}}$ $\underline{\underline{2}} \underline{\underline{1}} \underline{\underline{2}}$

TH $B \bar{C} A G$ $\underline{\underline{E}} \underline{\underline{F}} \underline{\underline{G}} \underline{\underline{E}}$ $D \underline{\underline{C}}$
 2 1 3 4 3 2 1 3 1 2

BH $\underline{\underline{F}} \underline{\underline{C}}$ $\underline{\underline{G}}$ $\underline{\underline{G}} \underline{\underline{C}}$
 $\underline{\underline{3}} \underline{\underline{1}}$ $\underline{\underline{2}}$ $\underline{\underline{1}} \underline{\underline{3}}$

My Love is Like a Red Red Rose

TH $\overline{E D \underline{C} \underline{C} D E}$ $\overline{C} B A G$ $\overline{A G A}$ $\overline{C} \overline{D}$ $\overline{C} \overline{D} \overline{E}$
 1 2 3 3 2 1 1 2 3 4 1 2 1 2 1 3 2 1

TH $\overline{\underline{C} \underline{C} D E}$ $\overline{C} B A G$ $\overline{A G A}$ $B \overline{C}$ G
 3 3 2 1 1 2 3 4 1 2 1 2 1 2

TH $\overline{\overline{C} \overline{E} \overline{D} \overline{C}}$ $A \overline{C}$ $\overline{G E F G G}$ $\overline{F} \overline{E} \overline{D}$
 3 1 2 3 2 1 1 3 2 1 1 1 2 3

TH $\overline{\overline{G} \overline{F} \overline{E} \overline{G}}$ $\overline{E} \overline{C}$ $A \overline{C}$ G $\overline{E F G G}$
 1 2 3 1 1 2 2 1 2 3 2 1 1

TH $A B \overline{C}$ $\overline{E D \underline{C} \underline{C} D E}$ $\overline{C} B A G$ $\overline{A G A}$
 3 2 1 1 2 3 3 2 1 1 2 3 4 1 2 1

TH $\overline{C} \overline{D}$ $\overline{C} \overline{D} \overline{E}$ $\overline{\underline{C} \underline{C} D E}$ $\overline{C} B A G$ $\overline{A G A}$ $B \overline{C}$
 2 1 3 2 1 3 3 2 1 1 2 3 4 1 2 1 2 1

Loch Lomond

TH G A C̄ C̄ D̄ Ē D̄ C̄ D̄ D̄ C̄ A G A C̄ C̄ C̄ C̄
 2 1 3 3 2 1 2 3 1 1 2 3 3 2 1 1 1 1

BH Ē Ḡ Ā Ḡ Ḡ Ā Ā Ḡ Ē Ē Ḡ F̄ Ē D̄ C̄ A G A
 3 2 1 2 2 1 1 2 3 3 2 1 2 3 4 1 2 1

TH C̄ C̄ Ē Ḡ Ā Ḡ Ē D̄ C̄ G A C̄ C̄ D̄
 3 3 2 1 1 2 3 4 2 4 3 2 2 1

BH Ē Ē D̄ C̄ C̄ A G G A C̄ C̄ C̄ C̄ Ē Ḡ
 1 2 2 3 3 1 2 2 1 3 3 3 3 2 1

TH Ā Ḡ Ḡ Ā Ā Ḡ Ē Ē Ḡ F̄ Ē D̄ C̄ A G A
 1 2 2 1 1 2 2 2 1 1 2 3 4 1 2 1

BH C̄ C̄ Ē Ḡ Ā Ḡ Ē D̄ C̄
 3 3 2 1 1 2 3 1 2

Eleanor Plunkett

TH C D E E D C C D C A A A G E E D C A
 3 2 1 1 2 3 3 1 2 3 3 3 4 1 1 2 3 4

BH G C B
 E A G
 C F E

TH D D E D C D E D C A G A A B C C E
 2 2 1 2 3 2 1 1 2 3 4 4 4 3 2 2 1

BH A G C E
 F E A C
 D C F A

TH D E D C B C D C B A G E G A C
 2 1 2 3 4 2 1 2 3 4 1 2 3 2 1

BH D C B C
 B A G A
 G F E F

TH C E D C A D D E D
 3 1 2 3 3 2 2 1 2

BH B F B
 G D G
 E

All Through the Night

TH $\overline{\text{C B A C}}$ D $\overline{\text{C B G}}$ $\overline{\text{A B B C}}$ $\overline{\text{F E F G}}$
 1 2 3 2 1 2 3 4 3 2 2 1 2 3 2 1

BH $\overline{\text{C}}$ $\overline{\text{F}}$ $\overline{\text{G}}$ $\overline{\text{F G G C}}$ $\overline{\text{A}}$ $\overline{\text{C}}$
 3 2 1 2 1 1 3 2 1

TH A G F E F E D C E D C B $\overline{\text{C B A C}}$
 1 2 3 4 1 2 3 4 1 2 3 4 1 2 3 1

BH $\overline{\text{F E D C}}$ $\overline{\text{A G F E}}$ $\overline{\text{G}}$ $\overline{\text{E}}$ $\overline{\text{C}}$ $\overline{\text{F}}$
 1 2 3 4 1 2 3 4 1 2 2 1

TH D $\overline{\text{C B G}}$ $\overline{\text{A B B C}}$
 1 2 3 4 3 2 2 1

BH $\overline{\text{G}}$ $\overline{\text{F E D C}}$
 2 1 2 3 4

Planxty Irwin

TH G G F E D C F D E F G
 2 1 2 3 2 1 1 2 3 4 2 1 4 3 2 1

BH C F G C F C
 1 3 2 1 3 1

TH B C D G G F E D C F D E F G
 3 2 1 2 1 2 3 2 1 1 2 3 4 2 1 4 3 2 1

BH G A G C F G C F C
 1 2 1 1 3 2 1 3 1

TH C B C G D E D D B G
 1 2 1 2 2 1 2 2 1 2 2 1 2 1 2 3

BH C E C G B
 2 1 2 2 1

TH E F E D C C B A G A B C B A B C
 2 1 2 3 4 1 2 3 3 2 1 1 2 3 2 1

BH C F E G F D C F
 1 3 2 1 2 3 1 3

TH G F E D C F D E F G C B C
 1 2 3 4 2 1 4 3 2 1 1 2 1

BH G C F C C E G C
 2 1 3 1 4 3 2 1

Brian Boru

TH	$\overline{\text{E}} \ \overline{\text{C}} \ \text{A} \ \text{A} \ \text{A}$ 1 2 3 3 3	$\overline{\text{E}} \ \overline{\text{C}} \ \text{A} \ \text{A} \ \text{A}$ 1 2 3 3 3	$\overline{\text{D}} \ \text{B} \ \text{G} \ \text{G} \ \text{G}$ 1 2 3 3 3	$\overline{\text{D}} \ \text{B} \ \text{G} \ \text{G} \ \text{G}$ 1 2 3 3 3
----	---	---	--	--

BH	E <u>C</u> <u>A</u>	E <u>C</u> <u>A</u>	D <u>B</u> <u>G</u>	D <u>B</u> <u>G</u>
----	------------------------------------	------------------------------------	------------------------------------	------------------------------------

TH	$\overline{\text{E}} \ \overline{\text{C}} \ \text{A} \ \text{A} \ \text{A}$ 1 2 3 3 3	$\overline{\text{E}} \ \overline{\text{C}} \ \text{A} \ \text{A} \ \text{A}$ 1 2 3 3 3	E 2	$\text{A} \ \overline{\text{C}} \ \overline{\text{D}} \ \overline{\text{E}}$ 4 3 2 1	$\overline{\text{D}} \ \overline{\text{C}} \ \text{A} \ \text{A} \ \text{A}$ 1 2 3 3 3
----	---	---	-----------------	---	---

BH	E <u>C</u> <u>A</u>	E <u>C</u> <u>A</u>	E <u>C</u> <u>A</u>	E <u>C</u> <u>A</u>
----	------------------------------------	------------------------------------	------------------------------------	------------------------------------

TH	$\text{A} \ \overline{\text{C}} \ \overline{\text{D}}$ 3 2 1	$\overline{\text{E}} \ \overline{\text{C}} \ \overline{\text{E}} \ \overline{\text{C}}$ 1 2 1 2	$\overline{\text{E}} \ \overline{\text{D}} \ \overline{\text{C}}$ 1 2 3	$\text{G} \ \text{B} \ \overline{\text{C}}$ 3 2 1	$\overline{\text{D}} \ \text{B} \ \overline{\text{D}} \ \text{B}$ 1 2 1 2
----	---	--	--	--	--

BH	<u>A</u> 1	<u>E</u> <u>E</u> 2 2	<u>E</u> 2	<u>G</u> 2	<u>B</u> <u>B</u> 1 1
----	---------------	--------------------------	---------------	---------------	--------------------------

TH	$\overline{\text{D}} \ \overline{\text{C}} \ \text{B}$ 1 2 3	$\text{A} \ \overline{\text{C}} \ \overline{\text{D}}$ 3 2 1	$\overline{\text{E}} \ \overline{\text{C}} \ \overline{\text{E}} \ \overline{\text{C}}$ 1 2 1 2	$\overline{\text{E}} \ \overline{\text{D}} \ \overline{\text{C}}$ 1 2 3	$\text{A} \ \overline{\text{C}} \ \overline{\text{D}}$ 3 2 1
----	---	---	--	--	---

BH	<u>B</u> 2	<u>A</u> 1	<u>E</u> <u>E</u> 3 3	<u>E</u> 3	<u>A</u> 1
----	---------------	---------------	--------------------------	---------------	---------------

TH	$\overline{\text{E}} \ \overline{\text{D}} \ \overline{\text{C}} \ \text{A} \ \text{A} \ \text{A}$ 1 2 3 4 4 4
----	---

BH	<u>C</u> <u>A</u> 2 2	<u>E</u> <u>C</u> <u>A</u> 1 2 3
----	--------------------------	-------------------------------------

The Shearins No For You

TH	$\bar{C} \bar{D} \bar{E} \bar{G}$ 4 3 2 1	$\bar{D} \bar{E} \bar{C}$ 2 1 3	$\bar{C} B A G$ 1 2 3 4	$A \bar{C} \bar{D}$ 3 2 1
BH	\underline{C} 2	$\underline{G} \quad \underline{A}$ 2 1	\underline{G} 2	$\underline{F} \underline{A} \underline{G}$ 3 1 2

TH	$\bar{C} \bar{D} \bar{E} \bar{G}$ 4 3 2 1	$\bar{D} \bar{E} \bar{C}$ 2 1 3	$\bar{C} B A G$ 1 2 3 4	$A B \bar{C}$ 3 2 1
BH	\underline{C} 2	$\underline{G} \quad \underline{A}$ 2 1	\underline{G} 2	$\underline{F} \underline{G} \underline{C}$ 3 2 1

TH	$\bar{D} \bar{E} \bar{F}$ 3 2 1	$\bar{E} \bar{F} \bar{G} \bar{A}$ 4 3 2 1	$\bar{A} \bar{G} \bar{E}$ 1 2 3	$\bar{G} \bar{E} \bar{D} \bar{C}$ 1 2 3 4	\bar{D} 2
BH	\underline{D} 2	$\underline{D} \quad \underline{F}$ 2 1	\underline{C} 1	\underline{G} 2	\underline{G} 2

TH	$\bar{C} \bar{D} \bar{E} \bar{G}$ 4 3 2 1	$\bar{D} \bar{E} \bar{C}$ 2 1 3	$\bar{C} B A G$ 1 2 3 4	$A B \bar{C}$ 3 2 1	\bar{C} 2
BH	\underline{C} 2	$\underline{G} \quad \underline{A}$ 2 1	\underline{G} 2	$\underline{F} \quad \underline{G}$ 3 2	\underline{C} 1

Eileen Aroon

TH G A B \bar{C} \bar{D} \bar{E} G A B \bar{C}
 4 3 2 1 2 1 4 3 2 1

TH G A B \bar{C} \bar{D} \bar{E} G A B \bar{C}
 4 3 2 1 2 1 4 3 2 1

TH \bar{E} \bar{E} \bar{E} \bar{G} G G \bar{E} \bar{E} \bar{G} \bar{F} \bar{D} \bar{C} A G
 2 2 2 1 2 2 2 2 1 2 3 1 2 3

TH \bar{G} \bar{F} \bar{E} \bar{D} \bar{C} \bar{C} \bar{D} \bar{E} G A B \bar{C}
 1 2 3 4 2 2 2 1 4 3 2 1

The Parting Glass

TH	B A G 1 2 3	<u>E E D E</u> 1 1 2 1	<u>G G A</u> 2 2 1	<u>G A B B B A G A</u> 3 2 1 1 1 2 3 2
----	----------------	---------------------------	-----------------------	---

TH	<u>B D D D</u> 1 3 3 3	B A G 1 2 3	<u>E E D E</u> 1 1 2 1	<u>G G A</u> 2 2 1	G A B 3 2 1
----	---------------------------	----------------	---------------------------	-----------------------	----------------

TH	<u>Ē D̄ B A</u> 1 2 3 4	<u>B G E E</u> 1 2 3 3	<u>B D̄ Ē Ē D̄</u> 3 2 1 1 2	<u>B D̄ Ē Ē D̄</u> 3 2 1 1 2
----	-----------------------------	---------------------------	-----------------------------------	-----------------------------------

TH	<u>B C̄ C̄</u> 2 1 1	<u>B A G A</u> 1 2 3 2	<u>B D D</u> 1 3 3	<u>B A G E E</u> 1 2 3 4 4
----	-------------------------	---------------------------	-----------------------	-------------------------------

TH	<u>D E G G A</u> 4 3 2 2 1	G A B Ē 4 3 2 1	<u>D̄ B A B</u> 1 2 3 2	<u>G E E</u> 1 2 2
----	-------------------------------	---------------------	----------------------------	-----------------------

Comin' Thro the Rye

TH G G G G G G G
 2 2 2 3 2 1 2 3 2 2 1 2 2 2 2

TH
 1 2 3 4 3 2 2 2 1 2 2 1 2 3 2

TH
 2 3 2 1 1 2 3 2 1 2 1 2 1 2

TH
 1 2 2 1 2 2 1 2 2

Scotland the Brave

TH $\overline{\underline{\underline{C}} \underline{\underline{C}} D E}$ $\underline{\underline{C}} E G$ $\overline{\underline{\underline{C}} \underline{\underline{C}} \underline{\underline{C}} \underline{\underline{C}} G E \underline{\underline{C}}}$ $\overline{\underline{\underline{F}} \underline{\underline{A}} \underline{\underline{F}}}$
 3 3 2 1 3 2 1 1 1 1 1 2 3 4 2 1 2

TH $\overline{E G E \underline{\underline{C}}}$ $\overline{D G G G}$ $\overline{\underline{\underline{C}} \underline{\underline{C}} D E}$ $\underline{\underline{C}} E G$
 2 1 2 3 2 1 1 1 3 3 2 1 3 2 1

TH $\overline{\underline{\underline{C}} \underline{\underline{C}} \underline{\underline{C}} \underline{\underline{C}} G E \underline{\underline{C}}}$ $\overline{\underline{\underline{F}} \underline{\underline{A}} \underline{\underline{F}}}$ $\overline{E G E \underline{\underline{C}}}$
 1 1 1 1 2 3 4 2 1 2 2 1 2 3

TH $\overline{D \underline{\underline{C}} \underline{\underline{C}} \underline{\underline{C}}}$ $\overline{\underline{\underline{D}} \underline{\underline{D}} \underline{\underline{D}} \underline{\underline{D}} B G}$ $\overline{\underline{\underline{C}} \underline{\underline{E}} \underline{\underline{D}} \underline{\underline{C}}}$ A G
 1 2 2 2 1 1 1 1 2 3 3 1 2 3 1 2

TH $\overline{\underline{\underline{C}} \underline{\underline{C}} \underline{\underline{C}} B \underline{\underline{C}} B}$ $\overline{A \underline{\underline{C}} B A G}$ $\overline{\underline{\underline{C}} \underline{\underline{C}} D E \underline{\underline{C}} E}$ G
 1 1 1 2 1 2 3 1 2 3 4 3 3 2 1 3 1 2

TH $\overline{\underline{\underline{C}} \underline{\underline{C}} \underline{\underline{C}} \underline{\underline{C}} G E \underline{\underline{C}}}$ $\overline{\underline{\underline{F}} \underline{\underline{A}} \underline{\underline{F}}}$ $\overline{E G E \underline{\underline{C}}}$ $\overline{D \underline{\underline{C}} \underline{\underline{C}} \underline{\underline{C}}}$
 1 1 1 1 2 3 4 2 1 2 2 1 2 3 1 2 2 2

Innisheer

TH G E D E G E D E G A E D E G
 2 2 3 2 1 2 3 2 1 2 1 2 1 2

TH E D C E D E G E D E G C E D C B C
 1 2 3 2 3 2 1 2 3 2 1 2 1 2 3 4 3

TH G E D E G E D E G A E D E G
 2 2 3 2 1 2 3 2 1 2 1 2 1 2

TH E D C E D E G E D E G C E D C B C
 1 2 3 2 3 2 1 2 3 2 1 2 1 2 3 4 3

TH D E G A B A G E D E G A B A G
 4 3 2 1 1 2 3 4 3 2 1 2 1 2 3

TH E **F** G A E G A B A G E D E G G
 4 3 2 1 3 2 1 1 2 3 4 3 2 1 2

TH E D C B C D E G A B A G E D E G
 1 2 3 4 3 4 3 2 1 1 2 3 4 3 2 1

TH C B A G E **F** G A E G A B A G E D
 1 2 3 4 4 3 2 1 4 3 2 1 1 2 3 4

TH E G G E D C B C
 2 1 2 1 2 3 4 3

Auld Lang Syne

TH G $\overline{\text{C C C E D}}$ $\overline{\text{C D E D C C}}$ $\overline{\text{E G A A G E E}}$
 2 3 3 3 2 1 3 2 1 2 3 3 3 2 1 1 2 3 3

TH $\overline{\text{C D C D}}$ $\overline{\text{E D C}}$ $\overline{\text{A A G}}$ $\overline{\text{C}}$ $\overline{\text{A G E E}}$ $\overline{\text{C D C D}}$
 2 1 2 1 1 2 3 1 1 2 2 1 2 3 3 2 1 2 1

TH $\overline{\text{A G E E G}}$ $\overline{\text{A C}}$ $\overline{\text{G E E C}}$ $\overline{\text{D C D}}$
 1 2 3 3 2 2 1 1 2 2 3 1 2 1

TH $\overline{\text{E D C A A}}$ $\overline{\text{G C C}}$
 1 2 3 4 4 2 1 1

London Bridge

TH G A G F E F G D E F E F G G A
 2 1 1 2 3 2 1 3 2 1 3 2 1 2 1

BH G F E F G D G E C
 1 2 3 2 1 2 1 1 2

Row Row Row Your Boat

BH C C C D E E D E F G C̄ C̄ C̄ G G G
 3 3 3 2 1 1 2 3 2 1 1 1 1 2 2 2

BH E E E C C C G F E D C
 1 1 1 2 2 2 1 2 3 4 2

Three Blind Mice

BH	E D <u>C</u> 1 2 3	E D <u>C</u> 1 2 3	<u>G F F E</u> 1 2 2 3	<u>G F F E</u> 1 2 2 3
BH	G 2	<u>C C B A B C</u> 1 1 2 3 2 3	G G G G 2 2 2 2	<u>C C B A B C</u> 1 1 2 3 2 1
BH	G G G G 2 2 2 2	<u>C C B A B C</u> 1 1 2 3 2 1	G G G 2 2 2	<u>F E D C</u> 1 2 3 4

Itsy Bitsy Spider

TH	<u>C C C D E E E</u> 3 3 3 2 1 1 1	<u>D C D</u> 1 2 1	E <u>C</u> 1 2	<u>E E F G G G</u> 3 3 2 1 1 1	
BH	<u>F E F</u> 1 2 1	G E 1 2	<u>C C D E E</u> 3 3 2 1 1	<u>D C D</u> 1 2 1	E <u>C</u> 1 2
TH	<u>G G</u> 2 2	<u>C C C D E E E</u> 3 3 3 2 1 1 1	<u>D C D</u> 1 2 1	E <u>C</u> 1 2	

I'm a Little Teapot

TH C D E F G C̄ A C̄ G F F G E E
 4 3 2 1 2 1 2 1 2 2 2 1 3 3

BH D D E C C D E F G C̄ A C̄ G
 2 2 1 3 4 3 2 1 2 1 2 1 3

TH C̄ A G F E E D C
 2 1 2 3 4 1 2 3

Mary had a Little Lamb

TH E D C D E E E D D D E G G
 3 2 1 2 1 1 1 2 2 2 2 1 1

BH E D C D E E E E D D E D C
 3 2 1 2 1 1 1 1 2 2 1 1 2

The Lion Sleeps Tonight

TH $\underline{\mathbf{C}} \mathbf{D E} \quad \mathbf{D E F} \quad \mathbf{E D C} \quad \mathbf{D E}$
3 2 1 3 2 1 1 2 3 2 1

BH ----- $\underline{\mathbf{G}} \underline{\mathbf{G}} \underline{\mathbf{G}} \underline{\mathbf{G}}$
2 2 2 2

TH $\underline{\mathbf{G E D E G}} \quad \mathbf{F E D C} \quad \mathbf{D E}$
1 2 3 2 1 1 2 3 4 2 1

BH ----- $\underline{\mathbf{G}} \underline{\mathbf{G}} \underline{\mathbf{G}} \underline{\mathbf{G}}$
2 2 2 2

TH $\underline{\mathbf{C}} \mathbf{D E} \quad \mathbf{D E F} \quad \mathbf{E D C} \quad \underline{\mathbf{D E D C}} \quad \mathbf{E D}$
3 2 1 3 2 1 1 2 3 2 1 2 3 1 2

TH $\underline{\mathbf{G E D E G}} \quad \mathbf{F E D C} \quad \underline{\mathbf{D E D C}} \quad \mathbf{E D} \quad \mathbf{G}$
1 2 3 2 1 1 2 3 4 2 1 2 3 1 2 2

TH $\overline{\mathbf{C A C C}} \quad \overline{\mathbf{C A C C}} \quad \overline{\mathbf{C}} \mathbf{A} \quad \overline{\mathbf{C}} \mathbf{B A G}$
1 2 1 1 1 2 1 1 1 2 1 2 3 4

It's a Small World

TH $\overline{E F G}$ $\overline{E C}$ $\overline{\overline{D C C B B}}$ D E F $\overline{D B}$
 3 2 1 1 2 1 2 2 3 3 3 2 1 1 2

BH \underline{C} \underline{C} \underline{G} D \underline{G} \underline{B}
 2 2 3 1 2 1

TH $\overline{C B A G G}$ E F G $\overline{C D E}$ $\overline{C B A}$ $\overline{D E F}$
 1 2 3 4 4 3 2 1 3 2 1 1 2 3 3 2 1

BH \underline{G} \underline{C} \underline{C} \underline{C} \underline{E} \underline{G}
 2 1 1 3 2 1

TH $\overline{E D}$ G $\overline{F E D C}$ $\overline{C C E C D D D}$
 1 2 2 1 2 3 4 3 3 1 3 2 2 2

BH D \underline{G} \underline{E} \underline{E} \underline{G} \underline{B}
 2 1 2 2 2 1

TH $\overline{D D F D E E E}$ $\overline{E E G E F F F}$ E D G B C
 3 3 1 3 2 2 2 3 3 1 3 2 2 2 1 2 3 2 1

BH \underline{G} \underline{C} \underline{C} \underline{C} \underline{A} \underline{G}
 1 3 3 3 1 2

Hush A Bye (All the Pretty Little Horses)

TH $\overline{A \bar{E} \bar{E}}$ $\overline{\bar{D} \bar{C} \bar{D}}$ $\bar{G} \bar{F}$ $\bar{E} \bar{D} \bar{C} B$ A A
 3 1 1 1 2 1 1 2 1 2 3 4 2 2

TH $\overline{E G A G}$ $\overline{A \bar{C} \bar{D} \bar{C}}$ $\bar{G} \bar{F}$ $\bar{E} \bar{D} \bar{C} B$ A A
 3 2 1 2 3 2 1 2 1 2 1 2 3 4 2 2

Hush Little Baby

BH \underline{G} $\overline{E E E F}$ $\overline{E D D D}$ $\underline{G} \underline{G}$ $\overline{D D D D E}$
 2 2 2 2 1 1 2 2 2 2 2 2 2 2 2 1

BH $\overline{D \underline{C} \underline{C}}$ \underline{G} $\overline{E E F E D D}$ $\underline{G} \underline{G}$ $\overline{D D D E}$
 1 2 2 2 2 2 1 2 3 3 2 2 2 2 2 1

BH $\overline{D \underline{C} \underline{C}}$
 1 2 2

I Gave My Love a Cherry

BH G G G G G A C D C A G C D D D D E G
 3 3 3 3 3 2 1 1 2 3 4 4 3 3 3 3 2 1

BH A G E D C D D D C E G A G E D
 1 2 3 4 2 1 1 1 2 2 1 1 2 3 4

BH E D C A G A C D C A G
 1 2 3 2 3 2 1 1 2 3 4

Ode to Joy

TH $\overline{\text{E E F G}}$ G F E D $\overline{\text{C C D E}}$ $\overline{\text{E D D}}$
 3 3 2 1 1 2 3 4 3 3 2 1 1 2 2

TH $\overline{\text{E E F G}}$ G F E D $\overline{\text{C C D E}}$ $\overline{\text{D C C}}$
 3 3 2 1 1 2 3 4 3 3 2 1 1 2 2

TH D E C D E F E C $\overline{\text{D E F E D}}$ $\overline{\text{C D G}}$
 2 1 3 3 2 1 1 2 3 2 1 2 3 2 1 3

TH $\overline{\text{E E F G}}$ G F E D $\overline{\text{C C D E}}$ $\overline{\text{D C C}}$
 3 3 2 1 1 2 3 4 3 3 2 1 1 2 2

Brahms Lullaby

TH $\overline{\text{E E G}}$ $\overline{\text{E E G}}$ E G $\overline{\text{C B A A G}}$ D E F
 2 2 1 2 2 1 2 1 1 2 3 3 4 3 2 1

TH D E F D F B A G B $\overline{\text{C}}$ $\underline{\text{C C}}$ $\overline{\text{C}} \text{ A F}$
 3 2 1 2 1 1 2 3 2 1 2 2 1 2 3

BH G E $\underline{\text{C}}$ $\overline{\text{F G A A G}}$ $\underline{\text{C C}}$ $\overline{\text{C}} \text{ A F}$ G
 2 1 2 3 2 1 1 2 2 2 1 2 3 2

BH E $\underline{\text{C}}$ F E D $\underline{\text{C}}$
 1 2 1 2 3 4

Baroque Fanfare

TH	$\overline{\bar{E} \bar{D} \bar{C}}$ 1 2 3	$G \bar{C} \bar{D}$ 3 2 1	$\overline{\bar{E} \bar{F} \bar{E} \bar{D}}$ 2 1 2 3	$\bar{C} \bar{D} \bar{E} \bar{F}$ 4 3 2 1	
TH	$\overline{\bar{G} \bar{G} \bar{G} \bar{G} \bar{A}}$ 2 2 2 2 1	$\bar{G} \bar{F} \bar{E}$ 1 2 3	$\bar{E} \bar{F} \bar{G} \bar{C}$ 4 3 2 1	$\bar{G} \bar{F} \bar{E}$ 1 2 3	
TH	$\overline{\bar{D} \bar{E} \bar{F} \bar{G} \bar{E} \bar{F}}$ 4 3 2 1 3 2	$\bar{D} \bar{D} \bar{D} \bar{D} \bar{D}$ 2 2 2 2 2	$\bar{E} \bar{D} \bar{C}$ 1 2 3	$\bar{G} \bar{C} \bar{D}$ 3 2 1	
TH	$\overline{\bar{E} \bar{F} \bar{E} \bar{D}}$ 2 1 2 3	$\bar{C} \bar{D} \bar{E} \bar{F}$ 4 3 2 1	$\bar{G} \bar{G} \bar{G} \bar{G}$ 2 2 2 2	$\bar{A} \bar{G} \bar{F} \bar{E}$ 1 2 3 4	
TH	$\bar{E} \bar{F} \bar{G} \bar{C}$ 4 3 2 1	$\overline{\bar{G} \bar{G} \bar{E}}$ 1 1 2	$\bar{D} \bar{E} \bar{F} \bar{G}$ 4 3 2 1	$\bar{E} \bar{F} \bar{D}$ 2 1 3	$\bar{G} \bar{F} \bar{E}$ 1 2 3
TH	$\overline{\bar{D} \bar{C} \bar{C}}$ 1 2 2	$\overline{\bar{E} \bar{F} \bar{G} \bar{G} \bar{G} \bar{G} \bar{E}}$ 3 2 1 1 1 1 3	\bar{C} 2	$\overline{\bar{C} \bar{B} \bar{C} \bar{D}}$ 2 3 2 1	
TH	$\overline{\bar{E} \bar{D} \bar{E} \bar{F}}$ 2 3 2 1	$\bar{E} \bar{D} \bar{C}$ 1 2 3	$\bar{D} \bar{C} \bar{B} \bar{A}$ 1 2 3 4	G 2	
TH	$\overline{\bar{E} \bar{F} \bar{G} \bar{G} \bar{G} \bar{G} \bar{E}}$ 3 2 1 1 1 1 3	\bar{C} 2	$\overline{\bar{C} \bar{B} \bar{C} \bar{D}}$ 2 3 2 1	$\overline{\bar{E} \bar{D} \bar{E}}$ 1 2 1	
TH	$\bar{F} \bar{E} \bar{D} \bar{C}$ 1 2 3 4	\bar{G} 2			

Angels We Have Heard On High

TH	$\bar{E} \ \bar{E} \ \bar{E} \ \bar{G} \ \bar{G} \ \bar{F} \ \bar{E}$	$\bar{E} \ \bar{D} \ \bar{E}$	$\bar{G} \ \bar{E} \ \bar{D} \ \bar{C}$	
	3 3 3 1 1 2 3	1 2 1	1 2 3 4	
BH	G 	\underline{C} 	G 	\underline{C}
	1	3	1	3

TH	$\bar{E} \ \bar{E} \ \bar{E}$	$\bar{G} \ \bar{G} \ \bar{F} \ \bar{E}$	$\bar{E} \ \bar{D} \ \bar{E}$	$\bar{G} \ \bar{E} \ \bar{D} \ \bar{C}$
	2 2 2	1 1 2 3	1 2 1	1 2 3 4
BH	\underline{C} 	\underline{C} 	G 	\underline{C}
	3	3	1	3

TH	\bar{G}	$\bar{A} \ \bar{G} \ \bar{F} \ \bar{E}$	\bar{F}	$\bar{G} \ \bar{F} \ \bar{E} \ \bar{D}$	\bar{E}	$\bar{F} \ \bar{E} \ \bar{D} \ \bar{C}$
	2	1 2 3 4	2	1 2 3 4	2	1 2 3 4
BH	\underline{C} 	D 	\underline{C} 			
	2	1	2			

TH	$\bar{D} \ G \ G$	$\bar{C} \ \bar{D} \ \bar{E} \ \bar{F}$	$\bar{E} \ \bar{D} \ \bar{C}$
	1 3 3	4 3 2 1	1 2 3
BH	G 	\underline{C} 	\underline{C} E
	1	3	2 1

Joy to the World

TH	$\overline{\mathbf{C}} \ \mathbf{B} \ \mathbf{A} \ \mathbf{G}$ -----	$\overline{\mathbf{G}} \ \mathbf{A} \ \mathbf{A} \ \mathbf{B} \ \mathbf{B} \ \overline{\mathbf{C}}$	$\overline{\mathbf{C}} \ \overline{\mathbf{C}} \ \mathbf{B} \ \mathbf{A} \ \mathbf{G} \ \mathbf{G}$
	1 2 3 4	4 3 3 2 2 1	1 1 2 3 4 4
BH	----- $\mathbf{F} \ \mathbf{E} \ \mathbf{D} \ \underline{\mathbf{C}}$ -----		
	1 2 3 4		

TH	----- $\overline{\mathbf{C}} \ \overline{\mathbf{C}} \ \mathbf{B} \ \mathbf{A} \ \mathbf{G} \ \mathbf{G}$ -----	$\overline{\mathbf{E}} \ \overline{\mathbf{E}} \ \overline{\mathbf{E}} \ \overline{\mathbf{E}} \ \overline{\mathbf{E}} \ \overline{\mathbf{E}} \ \mathbf{F} \ \mathbf{G}$ -----	
	1 1 2 3 4 4	3 3 3 3 3 2 1	
BH	$\mathbf{F} \ \mathbf{E}$ -----	$\mathbf{F} \ \mathbf{E}$ -----	$\mathbf{F} \ \mathbf{E} \ \mathbf{D} \ \mathbf{D} \ \mathbf{D}$
	1 2	1 2	1 2 3 3 3

TH	----- $\overline{\mathbf{C}}$	$\mathbf{A} \ \mathbf{G} \ \mathbf{F} \ \mathbf{E}$	$\mathbf{F} \ \mathbf{E} \ \mathbf{D} \ \underline{\mathbf{C}}$
		2 1 2 3 4	1 2 3 4
BH	$\mathbf{D} \ \mathbf{E} \ \mathbf{F}$	$\mathbf{E} \ \mathbf{D} \ \underline{\mathbf{C}}$ -----	
	3 2 1	1 2 3	

Silent Night

TH	$\overline{G \ A \ G \ E}$ 2 1 2 3	$\overline{G \ A \ G \ E}$ 2 1 2 3	$\overline{D} \ \overline{D}$ 1 1	B 2
BH	$\underline{\underline{C}} \ \underline{\underline{E}} \ \underline{\underline{G}} \ \underline{\underline{C}} \ \underline{\underline{E}} \ \underline{\underline{G}}$ 3 2 1, 3 2 1	$\underline{\underline{C}} \ \underline{\underline{E}} \ \underline{\underline{G}} \ \underline{\underline{C}} \ \underline{\underline{E}} \ \underline{\underline{G}}$ 3 2 1, 3 2 1	$\underline{\underline{G}} \ \underline{\underline{B}} \ \underline{\underline{D}}$ 3 2 1	$\underline{\underline{G}} \ \underline{\underline{B}} \ \underline{\underline{D}}$ 3 2 1

TH	$\overline{\underline{\underline{C}}} \ \overline{\underline{\underline{C}}} \ \underline{\underline{G}}$ 1 1 2	A A 2 2	$\overline{\underline{\underline{C}}} \ \underline{\underline{B}} \ \underline{\underline{A}} \ \underline{\underline{G}}$ 1 2 3 4	A G E 1 2 3
BH	$\underline{\underline{C}} \ \underline{\underline{E}} \ \underline{\underline{G}} \ \underline{\underline{C}} \ \underline{\underline{E}} \ \underline{\underline{G}}$ 3 2 1, 3 2 1	$\underline{\underline{F}} \ \underline{\underline{A}} \ \underline{\underline{C}}$ 3 2 1	$\underline{\underline{C}} \ \underline{\underline{E}} \ \underline{\underline{G}} \ \underline{\underline{G}} \ \underline{\underline{B}}$ 3 2 1, 2 1	$\underline{\underline{C}} \ \underline{\underline{E}} \ \underline{\underline{G}}$ 3 2 1

TH	A A 2 2	$\overline{\underline{\underline{C}}} \ \underline{\underline{B}} \ \underline{\underline{A}} \ \underline{\underline{G}}$ 1 2 3 4	A G E 1 2 3	$\overline{\underline{\underline{D}}} \ \overline{\underline{\underline{D}}} \ \overline{\underline{\underline{F}}} \ \overline{\underline{\underline{D}}} \ \underline{\underline{B}}$ 2 2 1 2 3
BH	$\underline{\underline{F}} \ \underline{\underline{A}} \ \underline{\underline{C}}$ 3 2 1	$\underline{\underline{C}} \ \underline{\underline{E}} \ \underline{\underline{G}} \ \underline{\underline{G}} \ \underline{\underline{B}}$ 3 2 1, 2 1	$\underline{\underline{C}} \ \underline{\underline{E}} \ \underline{\underline{G}}$ 3 2 1	$\underline{\underline{G}} \ \underline{\underline{B}} \ \underline{\underline{D}} \ \underline{\underline{G}} \ \underline{\underline{B}} \ \underline{\underline{D}}$ 3 2 1, 3 2 1

TH	$\overline{\underline{\underline{C}}}$ 2	$\overline{\underline{\underline{E}}}$ 1	$\overline{\underline{\underline{C}}} \ \underline{\underline{G}} \ \underline{\underline{E}}$ 1 2 3	G 2	$\underline{\underline{F}} \ \underline{\underline{D}} \ \underline{\underline{C}}$ 1 2 3
BH	$\underline{\underline{C}} \ \underline{\underline{E}} \ \underline{\underline{G}} \ \underline{\underline{C}} \ \underline{\underline{E}} \ \underline{\underline{G}}$ 3 2 1, 3 2 1	$\underline{\underline{C}} \ \underline{\underline{E}} \ \underline{\underline{G}}$ 3 2 1	$\underline{\underline{G}} \ \underline{\underline{B}} \ \underline{\underline{D}}$ 3 2 1	$\underline{\underline{C}} \ \underline{\underline{E}} \ \underline{\underline{G}} \ \underline{\underline{C}}$ 4 3 2 1	

Deck the Halls

TH $\overline{G F E D}$ $\overline{C D E C}$ D E F $\overline{D E D}$ $\overline{C B C} :||$
 4 3 2 1 3 2 1 3 3 2 1 2 1 2 1 2 1

TH $\overline{D E F D}$ $\overline{E F G D}$ E F G A B \overline{C} B A G
 3 2 1 3 3 2 1 3 3 2 1 3 2 1 1 2 3

TH $\overline{G F E D}$ $\overline{C D E C}$ D E F $\overline{D E D}$ $\overline{C B C}$
 1 2 3 4 3 2 1 3 3 2 1 2 1 2 1 2 1

TH $\overline{D E F D}$ $\overline{E F G D}$ E F G A B \overline{C} B A G
 3 2 1 3 3 2 1 2 3 2 1 3 2 1 1 2 3

TH $\overline{G F E D}$ $\overline{C D E C}$ $\overline{A A A A G F}$ E D \overline{C}
 1 2 3 4 3 2 1 3 1 1 1 1 2 3 1 2 3

Jingle Bells

TH G $\bar{E} \bar{D} \bar{C}$ G G G G $\bar{E} \bar{D} \bar{C} A$
 2 1 2 3 2 2 2 2 1 2 3 4

TH A $\bar{F} \bar{E} \bar{D} B$ $\bar{G} \bar{G} \bar{F} \bar{D} \bar{E}$
 2 1 2 3 4 1 1 2 4 3

TH G $\bar{E} \bar{D} \bar{C}$ G G $\bar{E} \bar{D} \bar{C} A$ A A
 2 1 2 3 2 2 1 2 3 4 2 2

TH $\bar{F} \bar{E} \bar{D}$ $\bar{G} \bar{G} \bar{G} \bar{G}$ $\bar{A} \bar{G} \bar{F} \bar{D}$ $\bar{C} \bar{G}$
 1 2 3 2 2 2 2 1 2 3 4 3 1

BH $\bar{E} \bar{E} \bar{E} \bar{E} \bar{E} \bar{E} \bar{E} \bar{G}$ $\bar{C} \bar{D} \bar{E}$ $\bar{F} \bar{F} \bar{F} \bar{F} \bar{F} \bar{E} \bar{E} \bar{E} \bar{E}$
 2 2 2 2 2 2 2 1 3 2 1 1 1 1 1 1 2 2 2 2

BH $\bar{E} \bar{D} \bar{D}$ $\bar{E} \bar{D} \bar{G}$ $\bar{E} \bar{E} \bar{E} \bar{E} \bar{E} \bar{E} \bar{E} \bar{G}$ $\bar{C} \bar{D} \bar{E}$
 1 2 2 2 3 1 2 2 2 2 2 2 2 1 3 2 1

BH $\bar{F} \bar{F} \bar{F} \bar{F} \bar{F} \bar{E} \bar{E} \bar{E} \bar{E}$ $\bar{G} \bar{G} \bar{F} \bar{D} \bar{C}$ \bar{C}
 1 1 1 1 1 2 2 2 2 4 4 3 2 1 2

Frosty the Snowman

TH $\overline{G E F G}$ \overline{C} $\overline{B C D C B}$ A G
 1 3 2 1 2 3 2 1 2 3 1 2

TH B $\overline{C D}$ $\overline{C B A A G}$ $\overline{C E}$ G A $\overline{G F E F G}$
 3 2 1 1 2 3 3 4 1 2 2 1 1 2 3 2 1

TH $\overline{G E F G}$ \overline{C} $\overline{B C D C B}$ A G B $\overline{C D}$
 1 3 2 1 2 3 2 1 2 3 1 2 3 2 1

TH $\overline{C B A A G}$ $\overline{C E}$ G A G F E D \overline{C}
 1 2 3 3 4 1 3 2 1 1 2 3 4 2

TH $\overline{C A A}$ $\overline{C C B A G}$ $\overline{E E A G F E}$
 3 1 1 1 1 2 3 4 4 4 1 2 3 4

TH $\overline{E D D}$ $\overline{G G B B D}$ $\overline{D B D}$ $\overline{C B A G}$ G
 1 2 2 3 3 2 2 1 1 2 1 1 2 3 4 2

We Wish You a Merry Christmas

TH $\overline{G \bar{C} \bar{C} \bar{D}}$ $\overline{\bar{C} B A A A}$ $\overline{\bar{D} \bar{D} \bar{E}}$ $\bar{D} \bar{C} B$ G G
 3 2 2 1 1 2 3 3 3 2 2 1 1 2 3 2 2

TH $\overline{\bar{E} \bar{E} \bar{F}}$ $\bar{E} \bar{D} \bar{C} A$ $\overline{G G A}$ $\bar{D} B \bar{C}$
 2 2 1 1 2 3 4 2 2 1 1 3 2

TH G $\overline{\bar{C} \bar{C} \bar{C} B B \bar{C} B}$ A G $\overline{\bar{D} \bar{E} \bar{D} \bar{C}}$ $\bar{G} G$
 2 1 1 1 2 2 1 2 1 2 2 1 2 3 1 4

TH $\overline{G G A}$ $\bar{D} B \bar{C}$
 2 2 1 1 3 2

Chanukah O Chanukah

TH $\overline{\text{Ē Ē Ē Ē Ā Ē Ē Ē Ē}}$ $\overline{\text{Ď Ć Ď Ć}}$ $\overline{\text{Ē Ē Ē Ē Ā Ē Ē Ē}}$
 2 2 2 2 1 2 2 2 2 1 2 1 2 2 2 2 2 1 2 2 2

TH $\overline{\text{Ď Ć Ď Ć}}$ $\overline{\text{Ć Ď Ē Ď Ć}}$ $\overline{\text{Ć Ć Ď Ć B Ć}}$ $\overline{\text{Ć Ď Ē Ď Ć}}$
 1 2 1 2 3 2 1 2 3 2 2 1 2 3 2 3 2 1 2 3

TH $\overline{\text{Ć Ď Ć B A A}}$ $\overline{\text{Ē Ē A}}$ $\overline{\text{Ē Ē A}}$ $\overline{\text{Ē Ē Ē Ĥ Ē Ď Ē}}$
 2 1 2 3 4 4 1 1 3 1 1 3 2 2 2 1 2 3 1

TH $\overline{\text{Ē Ē Ē Ĥ Ē Ď}}$ $\overline{\text{Ē Ē Ē Ĥ Ē Ď}}$ $\overline{\text{Ć Ć Ć Ď Ć Ď Ē}}$
 2 2 2 1 2 3 2 2 2 1 2 3 3 3 3 2 3 2 1

TH $\overline{\text{Ē Ē Ē Ĥ Ē Ď}}$ $\overline{\text{Ē Ē Ē Ĥ Ē Ď}}$ $\overline{\text{Ć Ć Ć Ď}}$ $\overline{\text{Ć B A}}$
 2 2 2 1 2 3 2 2 2 1 2 3 2 2 2 1 1 2 3

Blessings Over The Candles

TH G $\overline{\text{C D E D C C C D E E}}$ $\overline{\text{G G F E D}}$ G
 2 3 2 1 2 3 3 3 2 1 1 1 1 2 3 4 2

TH $\overline{\text{F E D C}}$ $\overline{\text{B C D E D}}$ $\overline{\text{E F G}}$ $\overline{\text{E E F G A G}}$
 1 2 3 4 4 3 2 1 2 3 2 1 4 4 3 2 1 2

TH $\overline{\text{D E F E D C}}$ G $\overline{\text{C D E D C C C D E E}}$
 3 2 1 2 3 4 2 3 2 1 2 3 3 3 2 1 1

TH $\overline{\text{G G F E D}}$ G $\overline{\text{E E E C C}}$ $\overline{\text{F F F D D}}$
 1 1 2 3 4 2 1 1 1 2 2 1 1 1 2 2

TH $\overline{\text{G G G C}}$ $\overline{\text{D E F}}$ $\overline{\text{E D C}}$
 1 1 1 3 3 2 1 1 2 3

Drive the Cold Winter Away

TH $\overline{A \ C \ B \ A}$ $\overline{E \ A}$ $\overline{G \ F \ E}$ $\overline{C \ C}$ $\overline{D \ E \ F \ G \ F \ E} :||$
 3 1 2 3 2 1 1 2 3 1 4 4 3 2 1 2 3

TH $\overline{A \ G \ F \ E}$ $\overline{G \ G}$ $\overline{F \ E \ D \ F \ F}$ $\overline{E \ D \ C \ B \ A}$
 1 2 3 4 2 2 1 2 3 1 1 1 2 3 4 2

TH \overline{C} $\overline{A \ G \ F \ E}$ $\overline{G \ G}$ $\overline{F \ E \ D \ F \ F}$ $\overline{E \ D \ C \ B}$
 2 1 2 3 4 2 2 1 2 3 2 2 1 2 3 4

TH $\overline{A \ B \ A}$
 2 1 2

In the Garden

TH $\overline{G G E F G}$ $\overline{C D E D C C C}$ $\overline{D C A}$
 1 1 3 2 1 3 2 1 2 3 3 3 1 2 3

BH $\overline{C G}$ $\overline{B C D D}$ $\overline{D B}$ $\overline{A B C D}$ $\overline{E E D E D}$
 1 2 3 2 1 1 1 2 4 3 2 1 1 1 2 1 2

TH $\overline{C B C D}$ $\overline{E D C C C}$ $\overline{B A B B B}$ $\overline{G G}$
 2 3 2 1 1 2 3 3 3 1 2 1 1 1 2 2

BH $\overline{F F F E D}$ \overline{E} $\overline{C D E}$ $\overline{E D}$ $\overline{D B C C C}$
 1 1 1 2 3 2 3 2 1 1 2 1 3 2 2 2

TH $\overline{A G}$ $\overline{C C B D C}$
 1 2 2 2 3 1 2

Amazing Grace

TH	$\frac{\underline{G} \ \underline{C}}{2 \ 1}$	-----	$\frac{D \ \underline{C} \ \underline{A} \ \underline{G}}{1 \ 2 \ 3 \ 4}$	$\frac{\underline{G} \ \underline{C} \ \underline{C}}{2 \ 1 \ 1}$	-----	$\frac{D \ \underline{G} \ \underline{G}}{2 \ 1 \ 1}$
BH	-----	$\frac{E \ D \ \underline{C} \ E}{1 \ 2 \ 3 \ 1}$	-----	$\frac{E \ D \ \underline{C} \ E}{1 \ 2 \ 3 \ 1}$	-----	$\frac{E \ \underline{G}}{2 \ 1}$
TH	-----	$\frac{\underline{G} \ \underline{A} \ \underline{C} \ \underline{A} \ \underline{G}}{3 \ 2 \ 1 \ 2 \ 3}$	-----	$\frac{E \ \underline{C} \ E}{1 \ 2 \ 1}$	$\frac{D \ D \ \underline{C}}{1 \ 1 \ 2}$	
BH	$\frac{E \ \underline{G} \ E \ \underline{C}}{2 \ 1 \ 2 \ 3}$	-----	$\frac{\underline{G} \ \underline{C} \ \underline{C}}{2 \ 1 \ 1}$	-----		

Jesus Loves Me

TH	$\frac{\underline{G} \ \underline{E} \ \underline{E}}{1 \ 2 \ 2}$	$\frac{\underline{D} \ \underline{E} \ \underline{G} \ \underline{G}}{3 \ 2 \ 1 \ 1}$	$\frac{\underline{A} \ \underline{A} \ \underline{\bar{C}}}{2 \ 2 \ 1}$	$\frac{\underline{A} \ \underline{A} \ \underline{G} \ \underline{G}}{1 \ 1 \ 2 \ 2}$	$\frac{\underline{G} \ \underline{E} \ \underline{E}}{1 \ 2 \ 2}$	
TH	$\frac{\underline{D} \ \underline{E} \ \underline{G} \ \underline{G}}{3 \ 2 \ 1 \ 1}$	$\frac{\underline{A} \ \underline{A} \ \underline{G}}{1 \ 1 \ 2}$	$\frac{\underline{C} \ \underline{E} \ \underline{D} \ \underline{C}}{3 \ 1 \ 2 \ 3}$	$\frac{\underline{G} \ \underline{E} \ \underline{G}}{1 \ 2 \ 1}$	$\frac{A \ \bar{C}}{2 \ 1}$	$\frac{G \ E \ \underline{C}}{1 \ 2 \ 3}$
TH	$\frac{E \ D}{1 \ 2}$	$\frac{\underline{G} \ \underline{E} \ \underline{G}}{1 \ 2 \ 1}$	$\frac{A \ \bar{C}}{2 \ 1}$	$\frac{A \ G}{1 \ 2}$	$\frac{\underline{C} \ \underline{E} \ \underline{D} \ \underline{C}}{3 \ 1 \ 2 \ 3}$	

What a Friend We have in Jesus

TH $\overline{\text{G G A}}$ G E $\underline{\text{C}}$ $\underline{\text{C}}$ $\underline{\text{A}}$ $\underline{\text{G}}$ $\underline{\text{C}}$ E $\underline{\text{C}}$ G E D
 2 2 1 1 2 3 1 2 3 2 1 3 1 1 2

TH $\overline{\text{G G A}}$ G E $\underline{\text{C}}$ $\underline{\text{C}}$ $\underline{\text{A}}$ $\underline{\text{G}}$ $\underline{\text{C}}$ E $\overline{\text{D C B C}}$
 2 2 1 1 2 3 1 2 3 2 1 1 2 3 2

Kum Ba Yah

TH $\overline{\underline{\text{C}} \text{ E G G G}}$ $\overline{\text{A A G}}$ $\overline{\underline{\text{C}} \text{ E G G G}}$ $\overline{\text{F E D}}$
 3 2 1 1 1 1 1 2 3 2 1 1 1 1 2 3

BH $\overline{\underline{\text{C}} \text{ E G G G}}$ $\overline{\text{A A G}}$ $\overline{\text{F E } \underline{\text{C}}}$ $\overline{\text{D D } \underline{\text{C}}}$
 3 2 1 1 1 1 1 2 1 2 3 1 1 2

For the Beauty of the Earth

TH \bar{C} $\overline{B \bar{C} \bar{D} \bar{C}}$ $\bar{F} \bar{F} \bar{E}$ -----
 2 3 2 1 2 1 1 2

BH ----- $\overline{A B \bar{C} A}$ G G G :||
 3 2 1 3 2 2 2

TH $\overline{\bar{E} \bar{D} \bar{C} \bar{E}}$ $\bar{G} \bar{F} \bar{E}$ -----
 1 2 3 1 1 2 3

BH ----- A B \bar{C} $\bar{F} \bar{E} \bar{D} \bar{C}$
 3 2 1 1 2 3 4

Brother Sun Sister Moon

TH	\bar{C} 4	\bar{E} 3	\bar{F} 2	\bar{G} 1	$\overline{\bar{G} \bar{A} \bar{G}}$ 2 1 2	$\bar{F} \bar{A} \bar{G}$ 3 1 2	\bar{C} 1	\bar{B} 2	\bar{A} 3	\bar{G} 4	$\bar{E} \bar{E}$ 2 2
BH	$\underline{\bar{C} E G}$ 3 2 1	$\underline{G A G}$ 2 1 2	F 2	D 1	$\underline{\bar{C}}$ 2	$\underline{\bar{A} \bar{C} E}$ 3 2 1	$\underline{\bar{C}}$ 1	$\underline{\hspace{2cm}}$		G 3	

TH	$\bar{F} \bar{E} \bar{D} \bar{C}$ 1 2 3 4	$A \bar{C} \bar{D} \bar{E}$ 4 3 2 1	$\bar{E} \bar{F}$ 2 1	$\overline{\bar{E} \bar{D} \bar{C} \bar{C}}$ 1 2 3 3
BH	$\underline{G F E}$ 1 2 3	$\begin{matrix} E \\ \underline{\bar{C}} \\ \underline{A} \end{matrix}$	$\begin{matrix} \underline{\bar{C}} \\ \underline{A} \\ \underline{F} \end{matrix}$	$\underline{\bar{C} D \bar{C}}$ 2 1 2

TH	$\bar{A} \bar{B} \bar{C}$ 3 2 1	$\bar{B} \bar{G} \bar{E}$ 1 2 3	$\bar{F} \bar{G} \bar{A}$ 3 2 1	\bar{G} 2
BH	$\begin{matrix} \underline{\bar{C}} \\ \underline{A} \\ \underline{F} \end{matrix}$	$\begin{matrix} \underline{B} \\ \underline{G} \\ \underline{E} \end{matrix}$	$\begin{matrix} \underline{\bar{C}} \\ \underline{A} \\ \underline{F} \end{matrix}$	$\underline{G A G}$ 2 1 2

TH	$\bar{A} \bar{G} \bar{F}$ 1 2 3	$\bar{G} \bar{E} \bar{C}$ 1 2 3	$\overline{\bar{F} \bar{E} \bar{D} \bar{C} \bar{C}}$ 1 2 3 4 4	B 2
BH	$\begin{matrix} \underline{\bar{C}} \\ \underline{A} \\ \underline{F} \end{matrix}$	$\begin{matrix} \underline{B} \\ \underline{G} \\ \underline{E} \end{matrix}$	$\begin{matrix} \underline{\bar{C}} \\ \underline{A} \\ \underline{F} \end{matrix}$	$\begin{matrix} G \\ E \\ \underline{\bar{C}} \end{matrix}$

Let There Be Peace On Earth

TH	$\overline{\underline{\underline{C}} \underline{\underline{C}} \underline{\underline{B}} \underline{\underline{C}}}$ 1 1 2 1	D E F G 4 3 2 1	$\underline{\underline{C}}$ 2	A G 1 2	$\underline{\underline{C}} \underline{\underline{D}}$ 2 1		
BH	$\underline{\underline{C}} \underline{\underline{E}} \underline{\underline{G}}$ $\underline{\underline{3}} \underline{\underline{2}} \underline{\underline{1}}$	$\underline{\underline{G}}$ $\underline{\underline{E}}$ $\underline{\underline{1}}$ $\underline{\underline{2}}$	$\underline{\underline{F}}$ 2	$\underline{\underline{G}} \underline{\underline{F}} \underline{\underline{E}} \underline{\underline{D}}$ $\underline{\underline{4}} \underline{\underline{3}} \underline{\underline{2}} \underline{\underline{1}}$			
TH	$\overline{\underline{\underline{E}} \underline{\underline{E}} \underline{\underline{E}} \underline{\underline{F\#}} \underline{\underline{G}} \underline{\underline{A}}}$ 4 4 4 3 2 1	$\underline{\underline{C}} \underline{\underline{B}} \underline{\underline{G}}$ 1 2 3	$\overline{\underline{\underline{A}} \underline{\underline{B}} \underline{\underline{C}} \underline{\underline{B}}}$ 3 2 1 2	$\underline{\underline{G}}$ 2			
BH	$\underline{\underline{B}}$ $\underline{\underline{G}}$ $\underline{\underline{E}}$	$\underline{\underline{E}}$ $\underline{\underline{C}}$ $\underline{\underline{A}}$	$\underline{\underline{G}}$ $\underline{\underline{1}}$	$\underline{\underline{E}}$ $\underline{\underline{G}}$ 2 1			
TH	$\overline{\underline{\underline{C}} \underline{\underline{C}} \underline{\underline{C}} \underline{\underline{B}} \underline{\underline{C}} \underline{\underline{C}} \underline{\underline{C}} \underline{\underline{C}} \underline{\underline{B}} \underline{\underline{C}} \underline{\underline{C}} \underline{\underline{C}} \underline{\underline{B}} \underline{\underline{C}}}$ 1 1 1 2 1 1 1 1 2 1 1 1 2 1					$\underline{\underline{D}}$ 2	$\underline{\underline{C}} \underline{\underline{B}}$ 1 2
BH	$\underline{\underline{C}} \underline{\underline{E}} \underline{\underline{G}}$ $\underline{\underline{3}} \underline{\underline{2}} \underline{\underline{1}}$	$\underline{\underline{C}} \underline{\underline{E}} \underline{\underline{G}}$ $\underline{\underline{3}} \underline{\underline{2}} \underline{\underline{1}}$	$\underline{\underline{C}} \underline{\underline{E}} \underline{\underline{G}}$ $\underline{\underline{3}} \underline{\underline{2}} \underline{\underline{1}}$	$\underline{\underline{D}}$ $\underline{\underline{B}}$ $\underline{\underline{G}}$	$\underline{\underline{G}}$ $\underline{\underline{E}}$ $\underline{\underline{C}}$		
TH	$\underline{\underline{D}} \underline{\underline{C}} \underline{\underline{A}} \underline{\underline{G}}$ 1 2 3 4	$\underline{\underline{G}} \underline{\underline{A}} \underline{\underline{B}} \underline{\underline{C}}$ 4 3 2 1	$\overline{\underline{\underline{D}} \underline{\underline{C}} \underline{\underline{C}}}$ 1 2 2				
BH	$\underline{\underline{G}} \underline{\underline{F}} \underline{\underline{E}}$ $\underline{\underline{1}} \underline{\underline{2}} \underline{\underline{3}}$	$\underline{\underline{A}}$ $\underline{\underline{2}}$	$\underline{\underline{B}}$ $\underline{\underline{1}}$	$\overline{\underline{\underline{C}} \underline{\underline{E}} \underline{\underline{G}} \underline{\underline{C}}}$ $\underline{\underline{4}} \underline{\underline{3}} \underline{\underline{2}} \underline{\underline{1}}$			

NOTE: To play this song on your harp you must have a sharpening lever on your F (blue) string. Raise this lever after you play the 5th string pattern, then put it down after you play the EEEF#GA pattern.

Be Thou My Vision

TH $\overline{\underline{\mathbf{C}} \underline{\mathbf{C}} \mathbf{D} \underline{\mathbf{C}}}$ $\overline{\underline{\mathbf{A}} \underline{\mathbf{G}} \underline{\mathbf{G}} \underline{\mathbf{A}}}$ $\overline{\underline{\mathbf{C}} \underline{\mathbf{C}} \mathbf{D} \mathbf{E}}$
 2 2 1 2 1 2 2 1 3 3 2 1

TH $\overline{\mathbf{D} \mathbf{D} \mathbf{D} \mathbf{D} \mathbf{E} \mathbf{G}}$ $\overline{\mathbf{A} \mathbf{G} \mathbf{E} \mathbf{G}}$ $\overline{\mathbf{A} \mathbf{A} \mathbf{B} \bar{\mathbf{C}} \mathbf{B} \mathbf{A}}$
 3 3 3 3 2 1 1 2 3 2 3 3 2 1 2 3

BH $\overline{\mathbf{G} \mathbf{E} \mathbf{G}}$ $\underline{\mathbf{C}} \underline{\mathbf{B}} \underline{\mathbf{A}} \underline{\mathbf{G}}$ $\underline{\mathbf{C}} \mathbf{E} \mathbf{G}$ $\mathbf{A} \mathbf{G} \mathbf{E}$
 1 2 1 1 2 3 4 3 2 1 1 2 3

BH $\overline{\underline{\mathbf{C}} \mathbf{E} \mathbf{D} \underline{\mathbf{C}} \underline{\mathbf{C}} \underline{\mathbf{C}}}$
 3 1 2 3 3 3

Hinah Ma Tov

TH	$\overline{A A A A A A D C}$ 3 3 3 3 3 3 1 2	$\overline{B A B C B A}$ 2 3 2 1 2 3	:																					
BH	<table style="margin: auto;"> <tr><td>E</td><td>E</td><td>A</td><td><u>B</u></td><td><u>E</u></td><td></td><td></td></tr> <tr><td><u>C</u></td><td><u>C</u></td><td>F</td><td><u>G</u></td><td><u>C</u></td><td><u>A</u></td><td><u>C</u> E</td></tr> <tr><td><u>A</u></td><td><u>A</u></td><td>D</td><td><u>E</u></td><td><u>A</u></td><td>3 2 1</td><td></td></tr> </table>	E	E	A	<u>B</u>	<u>E</u>			<u>C</u>	<u>C</u>	F	<u>G</u>	<u>C</u>	<u>A</u>	<u>C</u> E	<u>A</u>	<u>A</u>	D	<u>E</u>	<u>A</u>	3 2 1			
E	E	A	<u>B</u>	<u>E</u>																				
<u>C</u>	<u>C</u>	F	<u>G</u>	<u>C</u>	<u>A</u>	<u>C</u> E																		
<u>A</u>	<u>A</u>	D	<u>E</u>	<u>A</u>	3 2 1																			

TH	$\overline{E A G F E}$ 4 1 2 3 4	$\overline{D C D E D C C}$ 2 3 2 1 2 3 3																
BH	<table style="margin: auto;"> <tr><td>E</td><td><u>B</u></td><td>A</td><td><u>B</u></td><td>E</td></tr> <tr><td><u>C</u></td><td><u>G</u></td><td>F</td><td><u>G</u></td><td><u>C</u></td></tr> <tr><td><u>A</u></td><td><u>E</u></td><td>D</td><td><u>E</u></td><td><u>A</u></td></tr> </table>	E	<u>B</u>	A	<u>B</u>	E	<u>C</u>	<u>G</u>	F	<u>G</u>	<u>C</u>	<u>A</u>	<u>E</u>	D	<u>E</u>	<u>A</u>		
E	<u>B</u>	A	<u>B</u>	E														
<u>C</u>	<u>G</u>	F	<u>G</u>	<u>C</u>														
<u>A</u>	<u>E</u>	D	<u>E</u>	<u>A</u>														

Shalom Chaverim

TH	$\overline{E A A B}$ 3 2 2 1	$\overline{C A}$ 1 2	$\overline{C C D E E}$ 3 3 2 1 1	$\overline{A G E E}$ 1 2 3 3
----	---------------------------------	-------------------------	-------------------------------------	---------------------------------

TH	$\overline{A A}$ 2 2	$\overline{E D C D E}$ 1 2 3 2 1	$\overline{C B A}$ 1 2 3	E 2	$\overline{A B C A}$ 3 2 1 3
----	-------------------------	-------------------------------------	-----------------------------	--------	---------------------------------

Congratulations!

Now that you have completed this book, you are ready to begin *reading music!* Reading opens up another dimension to your developing musical ability. It is important that you progress forward to reading notation. A whole new world opens up! There are thousands of songs written down and you will have access to all of them! The most successful musicians are those who can balance the creative right -brain with the knowledge of the left-brain approach to music .

If you only play by ear (right-brain), you'll find yourself limited to only what music you know real well and have heard.

If you over emphasize the left-brain you may end up playing to "mechanical".

The idea is not to become a note crunching machine but to become balanced at both approaches in expressing music.

Playing music while reading notation will now become a *visual experience*, expanding your knowledge of sound from a tactile and auditory sense to a visual language. Playing music by ear has given you a solid beginning of visually connecting to your instrument and hands, and listening to the sound you are making.

You are off to a good start.....now keep going!

Happy Harping!

www.starharp.com

Additional Enoch Productions and Publishing by Star Edwards

Learn to Play the Celtic Harp - Method book
Play Celtic Harp by Ear - Beginners Guide to Harp Tablature with a CD
Celtic Wedding Music
Two's Company - Celtic Harp Duets
A Tribute to Robert Burns
Celtic Harp Tips
Brave Heart Ensemble sheet music:
harp, violin, flute, cello
harp, flute, cello
harp, cello
harp, flute
solo harp

Published by Mel Bay:

Hymns and Sacred Songs for Celtic Harp
Easy Celtic Harp Solos
Medieval Music for the Celtic Harp
First Lessons Folk Harp
Recordings:
The Emerald Crossing CD
Arc of Promise CD
Time Out CD
Sonic Travels CD

New Releases!

Celtic Anthology - Music from Historical Collections
English Carols for Celtic Harp
Folk Harp for Young Beginners